



**UNODC**

United Nations Office on Drugs and Crime

GLOBAL REPORT ON  
**TRAFFICKING  
IN PERSONS**  
2018



**UNODC**  
Research



UNITED NATIONS OFFICE ON DRUGS AND CRIME  
Vienna

# Global Report on Trafficking in Persons 2018



UNITED NATIONS  
New York, 2018

This publication may be reproduced in whole or in part and in any form for educational or non-profit purposes without special permission from the copyright holder, provided acknowledgement of the source is made.

Suggested citation: UNODC, *Global Report on Trafficking in Persons 2018* (United Nations publication, Sales No. E.19.IV.2).

Comments on the report are welcome and can be sent to:

Crime Research Section  
Research and Trend Analysis Branch  
Division for Policy Analysis and Public Affairs  
United Nations Office on Drugs and Crime  
P.O. Box 500  
1400 Vienna  
Austria  
E-mail: [globaltipreport@un.org](mailto:globaltipreport@un.org)  
Tel.: (+43) 1 26060 0  
Fax: (+43) 1 26060 75223

The content of this publication does not necessarily reflect the views or policies of UNODC, Member States or contributory organizations, and nor does it imply any endorsement.

This document has not been formally edited. The designations employed and the presentation of material in this publication do not imply the expression of any opinion whatsoever on the part of the Secretariat of the United Nations concerning the legal status of any country, territory, city or area, or of its authorities, or concerning the delimitation of its frontiers or boundaries.

© United Nations, December 2018. All rights reserved, worldwide.

Title: Global Report on Trafficking in Persons 2018

Language: English

Sales no.: E.19.IV.2

ISBN: 978-92-1-130361-2

eISBN: 978-92-1-047552-5

print ISSN: 2411-8435

online ISSN: 2411-8443

## PREFACE

The *Global Report on Trafficking in Persons 2018* puts the spotlight on human trafficking in armed conflict. Human trafficking is always a crime, committed with the intention to exploit; in conflict situations, characterized by violence, brutality and coercion, traffickers can operate with even greater impunity. Trafficking in armed conflict has taken on horrific dimensions – child soldiers, forced labour, sexual slavery.

The need to take urgent action against these violations has been recognized by the 2018 Nobel Peace Prize, awarded to Nadia Murad, the United Nations Office on Drugs and Crime Goodwill Ambassador for the Dignity of Survivors of Human Trafficking.


Ms. Murad, a young Yazidi woman who was enslaved and raped by ISIL terrorists after they destroyed her village and killed members of her family, is the first-ever human trafficking victim to serve as a United Nations Goodwill Ambassador. She was awarded the Nobel Peace Prize along with Dr. Denis Mukwege for their efforts to end the use of sexual violence as a weapon of war and armed conflict – a well-deserved honour for her tireless efforts to tell her story and seek justice.

Through her words and actions, Nadia reminds us that we must always listen to the people who have been harmed by the crimes we seek to stop, that their testimonies can inform and strengthen our responses, to improve prevention and protect victims.

I urge all governments to heed Nadia's call. Traffickers the world over continue to target women and girls. The vast majority of detected victims of trafficking for sexual exploitation and 35 per cent of those trafficked for forced labour are female. Conflict further exacerbates vulnerabilities, with armed groups exploiting civilians and traffickers targeting forcibly displaced people.

This year's *Global Report* indicates that the overall number of reported trafficking victims has increased. This might mean that more people are being trafficked, but also that national capacities to detect this crime and identify victims are improving in some countries. Increases in trafficking convictions have also been recorded in Asia, the Americas, Africa and the Middle East, broadly tracking the rise in the number of reported victims.

While we are far from ending impunity, we have made headway in the 15 years since the Protocol against Trafficking in Persons entered into force. Nearly every country now has legislation in place criminalizing human trafficking. The international community needs to accelerate progress to build capacities and cooperation, to stop human trafficking in conflict situations and in all our societies where this terrible crime continues to operate in the shadows.



Yury Fedotov  
Executive Director  
United Nations Office on Drugs and Crime

## Acknowledgements

The *Global Report on Trafficking in Persons 2018* was prepared by the UNODC Crime Research Section under the supervision of Jean-Luc Lemahieu, Director of the Division for Policy Analysis and Public Affairs and Angela Me, Chief of the Research and Trend Analysis Branch.

### **Core team**

Kristiina Kangaspunta, Fabrizio Sarrica, Raggie Johansen, Jesper Samson, Agata Rybarska and Kelly Whelan.

### **Graphic design, layout and mapping**

Suzanne Kunnen, Kristina Kuttig and Fabian Rettenbacher.

The Crime Research Section wishes to thank the Section's past intern, Michela Del Buono who made a solid contribution to this booklet.

### **Review and comments**

The *Global Report on Trafficking in Persons 2018* benefited from the expertise and invaluable contributions of UNODC colleagues in the Human Trafficking and Migrant Smuggling Section, the Justice Section and from the many colleagues at various UNODC Field Offices.

A group of non-UNODC trafficking experts, Suze Hageman, Claire Healy, Olatunde Olayemi and Rebecca Surtees, participated in the *Global Report* Scientific Advisory Committee. They provided guidance and support for production of this edition, including the booklet on trafficking in the context of armed conflict, and for that, we are grateful.

We are also grateful to the International Organization for Migration for providing the text box on page 47.

Cover drawing and artwork © Yasser Rezahi; photo of artwork Fabian Rettenbacher. Infographs contain icons made by Freepik from [www.flaticon.com](http://www.flaticon.com).

# CONTENTS

PREFACE	3
EXECUTIVE SUMMARY	7
POLICY IMPLICATIONS	13
INTRODUCTION	15
<b>CHAPTER I – Global overview</b>	<b>21</b>
More victims detected	21
More convictions globally, but still vast areas of impunity	23
Profile of the victims	25
Forms of exploitation	29
Profile of the offenders	35
Trafficking flows	41
Institutional response	45
<b>CHAPTER II – Regional overviews</b>	<b>51</b>
WESTERN AND SOUTHERN EUROPE	51
CENTRAL AND SOUTH-EASTERN EUROPE	56
EASTERN EUROPE AND CENTRAL ASIA	60
SOUTH ASIA	64
EAST ASIA AND THE PACIFIC	67
NORTH AND CENTRAL AMERICA AND THE CARIBBEAN	70
SOUTH AMERICA	76
SUB-SAHARAN AFRICA	80
NORTH AFRICA AND THE MIDDLE EAST	85





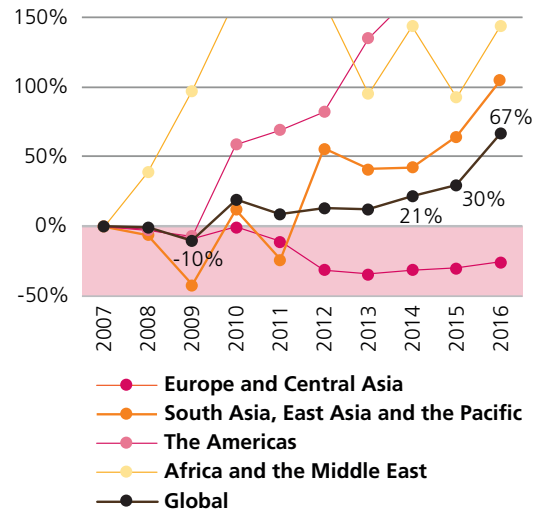
## EXECUTIVE SUMMARY

**Globally countries are detecting and reporting more victims, and are convicting more traffickers. This can be the result of increased capacity to identify victims and/or an increased number of trafficked victims**

Countries have reported increased numbers of detected trafficking victims over the last few years. While the number of reporting countries did not significantly increase, the total number of victims per country did. The trend for the average number of detected and reported victims per country had previously fluctuated during the earlier years for which UNODC has collected this data, but it has been increasing steadily over the last few years.

From a regional perspective, the increases in the numbers of detected victims have been more pronounced in the Americas and in Asia. These increases can be the result of enhanced national capacities to detect, record and report data on trafficking victims, or to a growth in the incidence of trafficking, that is, that more victims have been trafficked. Enhanced national capacity to detect victims could be achieved through strengthened institutional efforts to combat trafficking including legislative reforms, coordination among national actors, special law enforcement

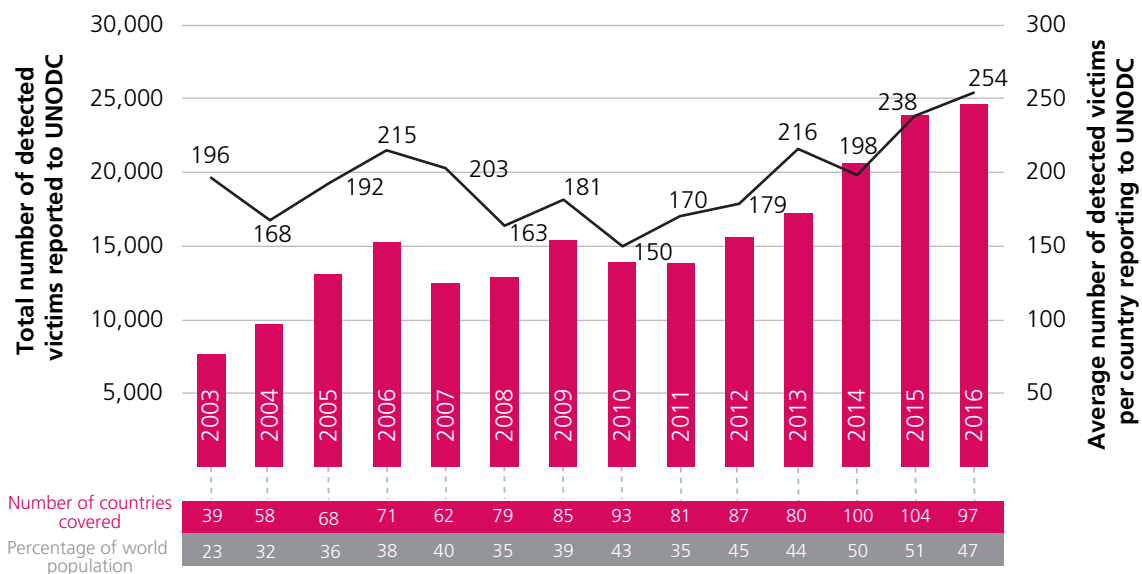
Trends in the number of people convicted of trafficking in persons since 2007, globally and by region, 2007-2016



Source: UNODC elaboration of national data.

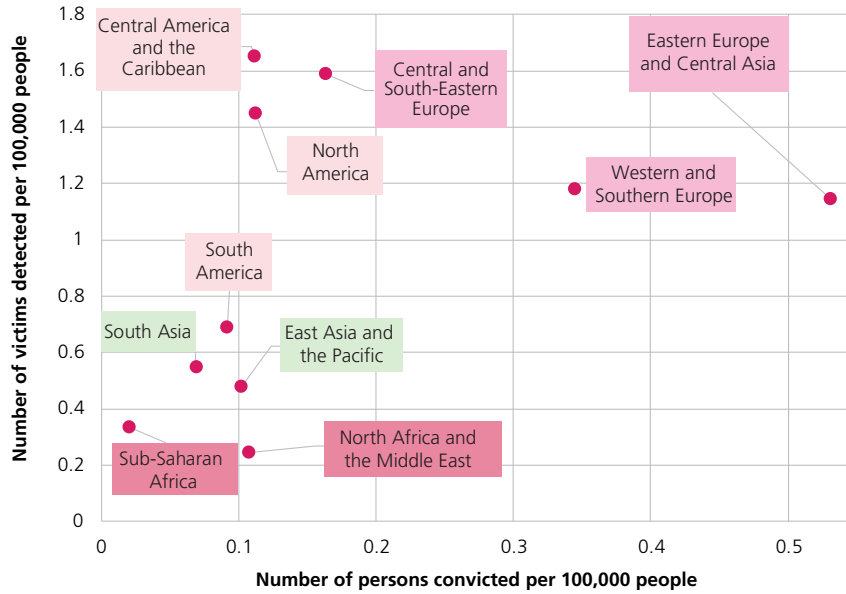
capacities and improved victim protection efforts, to mention some. In countries with a long-standing anti-trafficking framework, with no major recent legislative or programmatic initiatives, more detections may be more likely to reflect an increased number of trafficked victims.

Trends in the total number of detected trafficking victims, average number of detected victims per country and number of reporting countries, by year, 2003-2016



Source: UNODC elaboration of national data.

Subregions by average number of trafficking convictions and number of victims detected per 100,000 population, 2014-2017



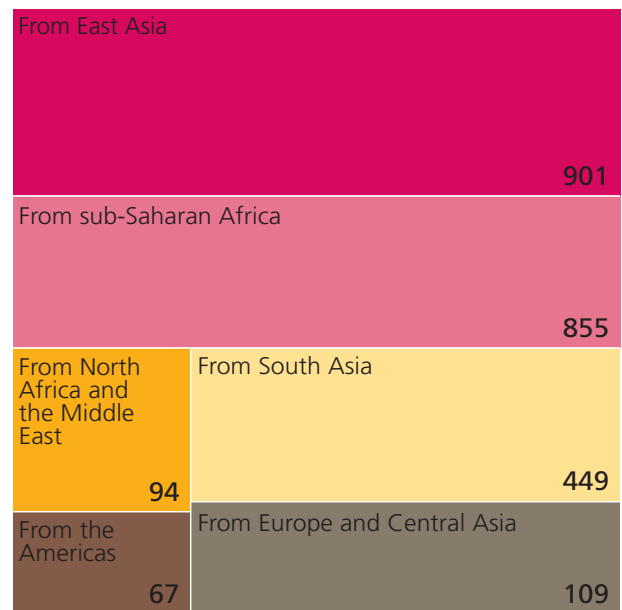
Source: UNODC elaboration of national data.

Over the last ten years, the capacity of national authorities to track and assess patterns and flows of trafficking in persons has improved in many parts of the world. This is also due to a specific focus of the international community in developing standards for data collection. Capacity-building in data collection has become one of the aspects of counter trafficking activities that the international community considers for evidence-based responses. More countries are now also able to collect and record data and report on trafficking in persons, the capacity to collect official statistics on trafficking in persons at the national level has improved. In 2009, only 26 countries had an institution which systematically collected and disseminated data on trafficking cases, while by 2018, the number had risen to 65.

### Still large areas of impunity

While most countries have had comprehensive trafficking in persons legislation in place for some years, the number of convictions has only recently started to grow. Pronounced increasing trends in the numbers of convictions were recorded in Asia, the Americas, and Africa and the Middle East. The increased number of convictions broadly follows the increases in the number of detected and reported victims, which shows that the criminal justice response is reflecting the detection trend. However, many countries in Africa and Asia continue to have very low numbers of convictions for trafficking, and at the same time detect fewer victims.

Number of trafficking victims detected outside their region of origin, by area of citizenship, 2016 (or most recent)



Source: UNODC elaboration of national data.

Reporting limited numbers of detected victims and few convictions does not necessarily mean that traffickers are not active in these countries. In fact, victims trafficked from subregions with low detection and conviction rates are found in large numbers in other subregions. This suggests that trafficking networks operate with a high degree of impunity in these countries. This impunity could serve as an incentive to carry out more trafficking.

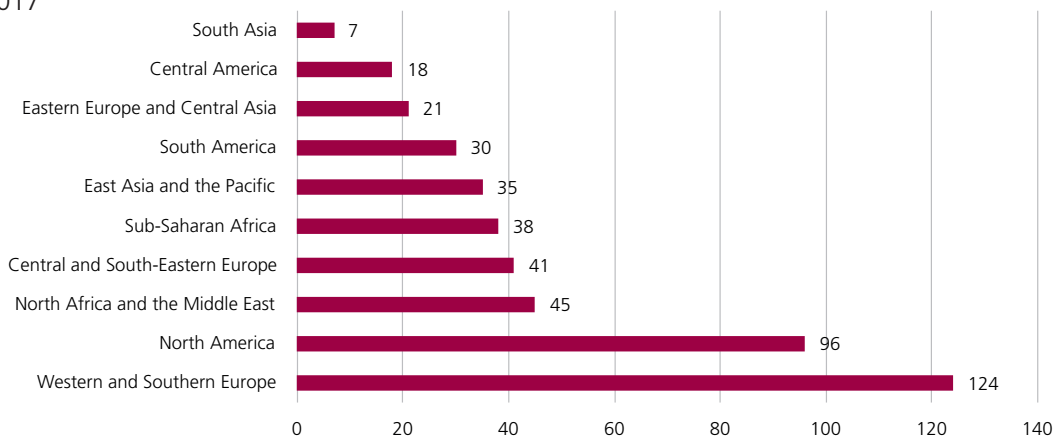
### More trafficking of domestic victims, while the richest countries are destinations for long-distance flows

Most trafficking victims are detected in their countries of citizenship. Detections of domestic victims have increased over the last 15 years. In addition to domestic and subregional trafficking, wealthy countries are more likely to be destinations for detected victims trafficked from more distant origins. Western and Southern Europe and coun-

tries in the Middle East, for example, record sizable shares of victims trafficked from other regions; whereas such detections are relatively rare in most other parts of the world.

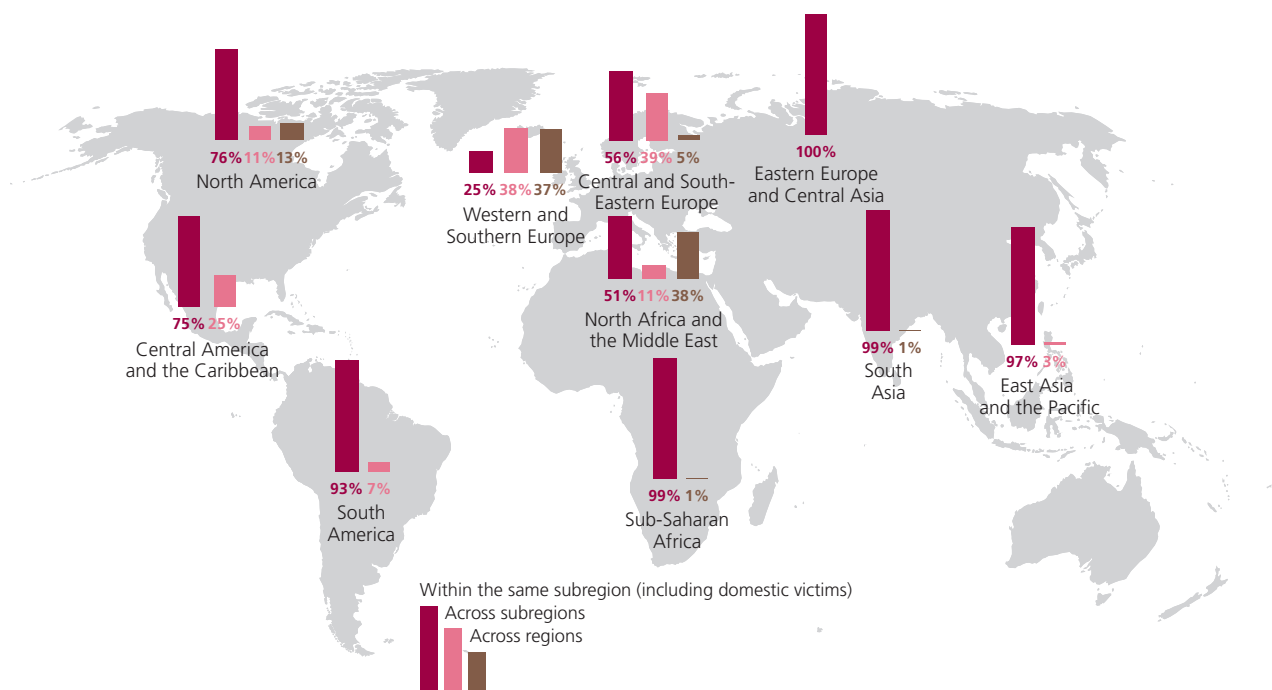
Furthermore, detected trafficking flows towards richer countries are also more geographically diverse. Affluent countries in Western and Southern Europe as well as in North America detect victims originating from a large number of countries around the world.

Number of citizenships among victims detected in destination countries, by subregion of detection, 2014-2017



Source: UNODC elaboration of national data.

Shares of detected victims by area of origin and of detection, by subregion, 2016 (or most recent)



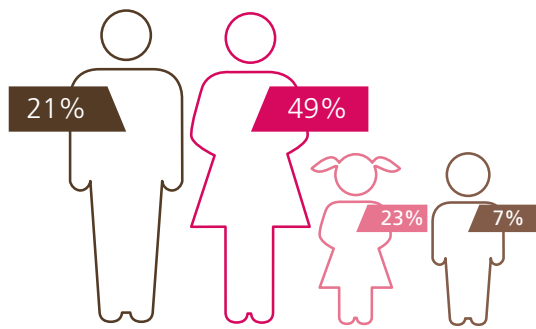
Source: UNODC elaboration of national data.

Note: The boundaries and names shown and the designations used on the map do not imply official endorsement or acceptance by the United Nations.

### Traffickers are mainly targeting women and girls

Most of the victims detected across the world are females; mainly adult women, but also increasingly girls. The vast majority of the detected victims of trafficking for sexual exploitation are females, and 35 per cent of the victims trafficked for forced labour are also females, both women and girls. At the same time, more than half of the victims of trafficking for forced labour are men.

Shares of detected victims of trafficking in persons globally, by age group and sex, 2016 (or most recent)



Source: UNODC elaboration of national data.

There are considerable regional differences in the sex and age profiles of detected trafficking victims, however. In West Africa, most of the detected victims are children, both boys and girls, while in South Asia, victims are equally reported to be men, women and children. In Central Asia, a larger share of adult men is detected compared

to other regions, while in Central America and the Caribbean, more girls are recorded.

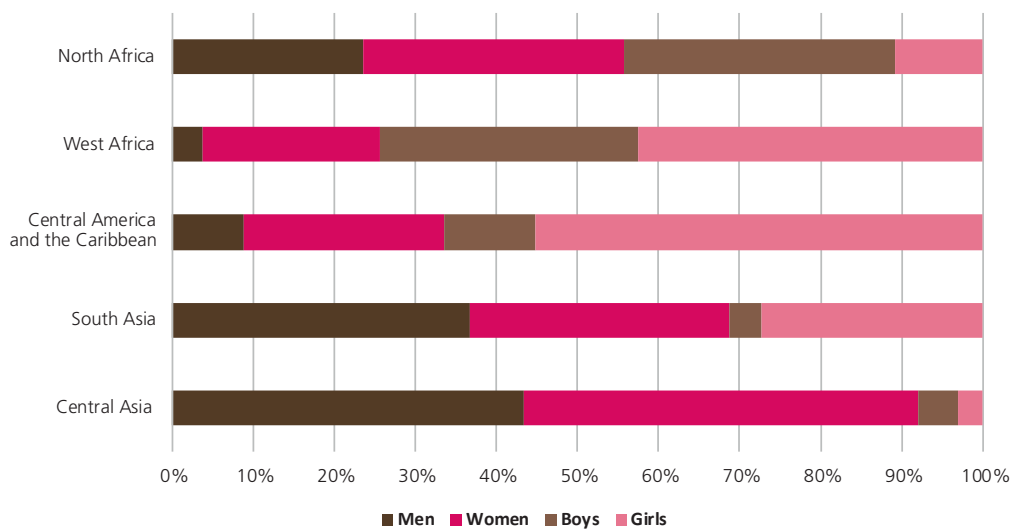
### Trafficking for sexual exploitation continues to be the most detected form

Most of the victims detected globally are trafficked for sexual exploitation, although this pattern is not consistent across all regions. Trafficking of females – both women and girls - for sexual exploitation prevails in the areas where most of the victims are detected: the Americas, Europe, and East Asia and the Pacific. In Central America and the Caribbean, more girls are detected as victims of trafficking for sexual exploitation, while women are more commonly detected as victims of this form of exploitation in the other subregions.

Trafficking for forced labour is the most commonly detected form in sub-Saharan Africa. In the Middle East, forced labour is also the main form of trafficking detected, mainly involving adults. In Central Asia and South Asia, trafficking for forced labour and sexual exploitation are near-equally detected, although with different victim profiles.

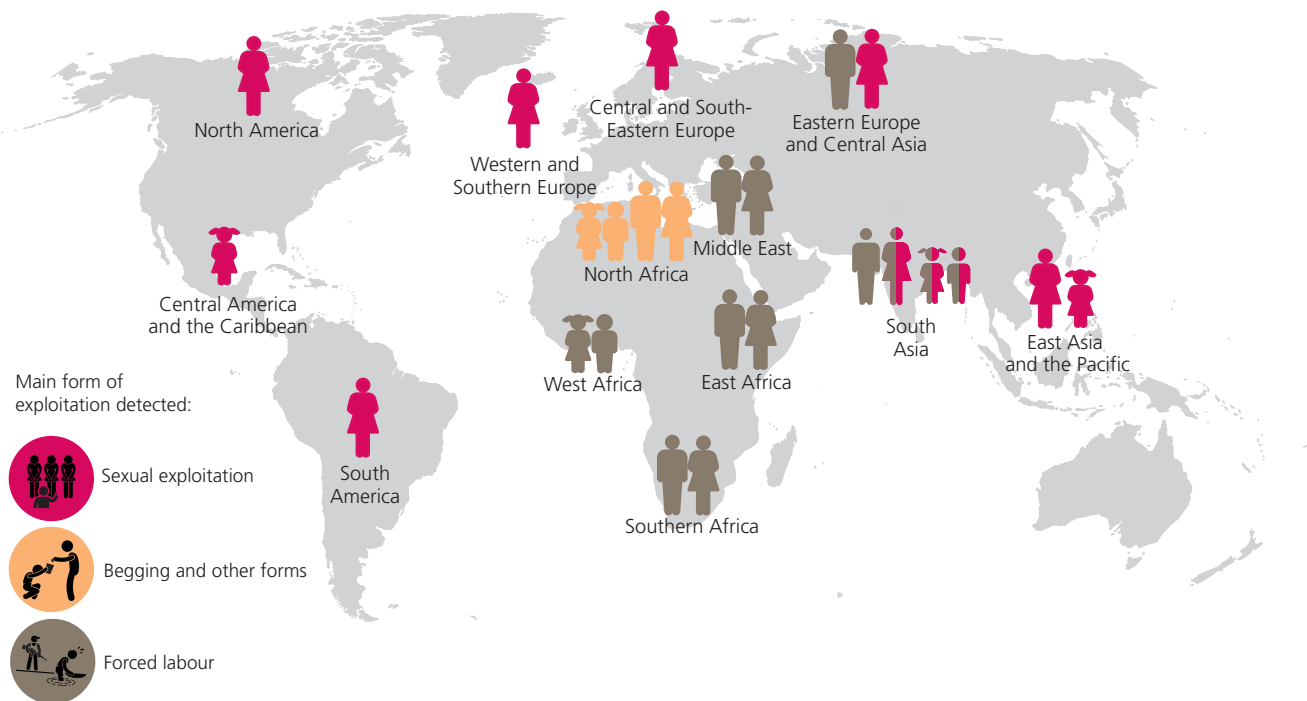
The few national studies that have been carried out in European countries to estimate the total number of trafficking victims and their profiles have revealed that trafficking for sexual exploitation is the most prevalent form of trafficking. At the same time, they show that trafficking for forced labour may be less readily detected there.

Shares of detected victims of trafficking in persons in subregions recording diverse patterns, 2016 (or most recent)



Source: UNODC elaboration of national data.

## Main forms of exploitation and profiles of detected victims, by subregions, 2016 (or most recent)



Source: UNODC elaboration of national data.

Note: The boundaries and names shown and the designations used on the map do not imply official endorsement or acceptance by the United Nations.

### Main forms of exploitation and profiles of detected victims in subregions

Different patterns of trafficking emerge in different parts of the world along with different forms of exploitation. While forms other than sexual exploitation and forced labour are detected at much lower rates, they still display some geographical specificities. Trafficking for forced marriage, for example, is more commonly detected in parts of South-East Asia, while trafficking of children for illegal adoption is recorded in Central and South American countries. Trafficking for forced criminality is mainly reported in Western and Southern Europe, while trafficking for organ removal is primarily detected in North Africa, Central and South-Eastern Europe, and Eastern Europe. Many other forms, such as trafficking for exploitation in begging or for the production of pornographic material, are reported in different parts of the world. The detection of other forms of trafficking may partly reflect the ways in which countries have chosen to criminalize different forms of exploitation.

### Armed conflicts can drive vulnerabilities to trafficking in persons

Armed conflicts can increase the vulnerability to trafficking in different ways. Areas with weak rule of law and lack of resources to respond to crime provide traffickers with a fertile terrain to carry out their operations. This is exacerbated by more people in a desperate situation, lacking access to basic needs. Some armed groups involved in conflict may exploit civilians. Armed groups and other criminals may take the opportunity to traffic victims – including children – for sexual exploitation, sexual slavery, forced marriage, armed combat and various forms of forced labour.

Trafficking in persons for sexual exploitation occurs within all conflict areas considered, including sub-Saharan Africa, North Africa and the Middle East, South-East Asia and others. In some refugee camps in the Middle East, for example, it has been documented that girls and young women have been ‘married off’ without their consent and subjected to sexual exploitation in neighbouring countries.

Reported forms of trafficking in persons directly and indirectly related to armed conflict



Abduction of women and girls for sexual slavery has been reported in many conflicts in Central and West Africa, as well as in the conflicts in the Middle East. It has also been reported that women and girls are trafficked for forced marriage in the same areas.

Recruitment of children for use as armed combatants is widely documented in many of the conflict areas considered: from the Democratic Republic of the Congo to the Central African Republic, as well as in conflicts in the Middle East and other parts of Asia. In addition, the study finds that armed groups recruit children for exploitation in forced labour in various supportive roles, from logistics to catering. Recruitment and exploitation of children in extractive industries have been reported conflicts in sub-Saharan Africa, in some cases for the purpose of financing the activities of armed groups.

Within conflict zones, armed groups may make use of trafficking as a strategy to assert territorial dominance. They can spread fear of being trafficked among groups in the territories where they operate to keep the local population under control. They may also use women and girls as ‘sex slaves’ or force them into marriages to appeal to new potential male recruits.

Armed groups, however, are not the only actors engaging in trafficking in persons in the context of armed conflicts. Criminal groups and individual traffickers target civilians, as well as refugees and internally displaced populations in some formal or informal camps.

In all the conflicts considered for this study, forcibly displaced populations have been targeted by traffickers: from settlements of Syrian and Iraqi refugees, to Afghans and Rohingya fleeing conflict and persecution. The study also discusses the risk faced by migrants and refugees travelling through conflict areas, such as Libya or parts of sub-Saharan Africa, along the routes. In Libya, for example, militias control some detention centres for migrants and refugees. It has been documented how militias and criminals are coercing detained migrants and refugees for different exploitative purposes.

In precarious socio-economic conditions or situations involving persecution, people escaping conflict can be more easily deceived into travel arrangements, accepting fraudulent job offers in neighbouring countries or fraudulent marriage proposals that are in fact exploitative situations. Armed conflicts tend to have a negative impact on the livelihood of people living in the surrounding areas, even when they are not directly involved in the violence. Again, traffickers may target communities that are particularly vulnerable because of forced displacement, lack of access to opportunities for income generation, discrimination and family separation.

## POLICY IMPLICATIONS

There has been an overall increase in the detection of victims of trafficking in persons across the world in recent years. This growth can reflect positive and negative developments in the fight against trafficking in persons as it can be a sign of enhanced efforts by authorities to identify victims and/or a larger trafficking problem. Where the number of detected victims has increased after legislative or programmatic action, however, these actions – including amendments to legislation, enforcement of well-designed action plans, victim protection schemes and national referral mechanisms – have clearly contributed to improving the identification of victims and the effectiveness of criminal justice responses.

Despite the progress, impunity still prevails in large parts of the globe, as shown, for instance, by the low levels of victim detections and trafficker convictions recorded in sub-Saharan Africa and parts of Asia. Most countries in these regions are now parties to the UN Trafficking in Persons Protocol and have appropriate legislation in place. The work in these regions of origin, as well as in their main countries of destination now needs to focus on implementation of the Protocol provisions. In the spirit of shared responsibility and international cooperation, support from other countries affected by these trafficking flows can help to accelerate anti-trafficking efforts and tackle impunity for this crime.

In a departure from prior *Global Report* editions, the data show that victims who have been detected within their own national borders now represent the largest part of the victims detected worldwide. This finding clearly illustrates that the crime of trafficking in persons is not always defined by transnationality, and should be treated as a criminal justice priority in all national jurisdictions. It also shows that trafficking is rooted in the exploitation of victims, and not necessarily their movement, although victims detected in their own countries may have been destined for exploitation elsewhere. While transnational trafficking networks are still prevalent and must be responded to through international cooperation, national justice measures, strategies and priorities should acknowledge the increasingly national nature of the trafficking problem.

Trafficking for sexual exploitation is still the most detected form, although it continues to be a broad category. While trafficking for sexual exploitation may be carried out by criminals using physical violence and coercion, victims may also be trapped by means of abuse of vulnerability, power and deception. Victims may find it difficult to

speaking out about their experiences because of fear, lack of trust or shame. Institutions dealing with trafficking should be able to identify the different and often complex contexts and realities in which sexual exploitation takes place in order to respond to victims' physical, psychological, social and economic needs.

The trafficking of children – particularly girls – remains a key concern. Dedicated training can make practitioners better equipped to detect and assist these victims, ensuring that the best interest of the child is safeguarded. Teachers need to be part of a holistic approach to prevent trafficking and reduce the vulnerability of children to becoming trapped in exploitative patterns. Anti-trafficking interventions for children can be more effective if they are included in programmes to provide quality education for all, especially in settings at an increased risk of trafficking such as refugee camps.

Addressing trafficking in persons in conflict situations is particularly challenging. A recent UNODC *Thematic Paper on Countering Trafficking in Persons in Conflict Situations* discusses how to integrate efforts against trafficking in persons into conflict-related work.<sup>1</sup> United Nations actors and entities that operate in conflict and post-conflict settings are well placed to address trafficking in persons in these contexts. The *Paper* addresses the issue of information gathering and research in conflict and post-conflict areas and the prevention of trafficking in persons in conflict situations, including reducing people's vulnerability to being trafficked or becoming a perpetrator of trafficking. In addition, the *Thematic Paper* addresses the issue of victims' assistance and protection in conflict settings, the investigations and prosecutions of cases of trafficking in persons in these contexts, and the issue of strengthening cooperation among the different actors working in conflict and post-conflict areas.

Given the prevalence of trafficking in persons, especially of a transnational nature, in areas marked by armed conflict and post-conflict situations, it is important to ensure that UN and other agencies' peacekeeping personnel deployed in field missions have the capacity to identify and report on cases of trafficking in persons, in line with their mandates. For that reason, consideration should be given to reviewing pre-deployment training curricula for field mission personnel to better address trafficking in persons.

Children recruited and exploited by terrorist and violent extremist groups are not only victims of human traffick-

• •  
1 United Nations Office on Drugs and Crime, 2018, *Thematic Paper on Countering Trafficking in Persons in Conflict Situations*.

ing but victims of violence at multiple levels as children may be used for violent purposes by the groups that recruited them. The criminal justice institutions and national authorities are often not equipped to adequately address this phenomenon. The *UNODC Handbook on Children Recruited and Exploited by Terrorist and Violent Extremist Groups*<sup>2</sup> is a tool for policy-makers and provides guidance in three main areas: (a) preventing child recruitment by terrorist and violent extremist groups; (b) identifying effective justice responses to children recruited and exploited by such groups, whether they are in contact with the justice system as victims, witnesses or alleged offenders; and (c) promoting the rehabilitation and reintegration of those children.

As can be expected, many trafficking flows involve persons fleeing armed conflict and persecution towards safe destinations. Decisions on how and where to travel are also made in terms of the perceived risks along the routes and at destinations. Targeted information material that explains the risks of and possible responses to trafficking could be included in practical information given to migrants in refugee camps and along migratory routes.

Addressing the problem of trafficking in persons is part of the UN Sustainable Development Agenda. Monitoring progress to achieve the targets related to trafficking in persons in the framework of the SDGs calls on countries to report the number of trafficking victims per 100,000 population, by sex, age and form of exploitation. Going beyond the counting of detected victims, to cover the victims that are not detected, is a challenge in reporting on this indicator. UNODC has successfully tested a new, innovative methodology – Multiple Systems Estimation – in four countries in Europe. The application of MSE offers countries a sound and cost-effective means of estimating the total number of victims (detected and not detected) and report on the SDG indicator. Scaling up the implementation of this methodology across the world will foster a more comprehensive and solid understanding of the level and trends of the trafficking problem.

There remain significant knowledge gaps related to the patterns and flows of trafficking in persons. Many countries in sub-Saharan Africa, South Asia and some parts of East Asia still lack sufficient capacity to record and share data on trafficking in persons. Qualitative research, field studies and the strengthening of national statistical systems on crime and criminal justice can help fill these gaps.



2 United Nations Office on Drugs and Crime, 2017, *Handbook on Children Recruited and Exploited by Terrorist and Violent Extremist Groups: The Role of the Justice System*.



## INTRODUCTION

### Data and research to help tackle trafficking in persons

The 2018 edition of the *Global Report on Trafficking in Persons* is based on information collected from 142 countries, encompassing more than 94 per cent of the world's population. This represents an improvement compared to the data coverage of the first UNODC *Global Report* of 2012 (132 countries) and subsequent editions.

Although there have been tangible improvements in the availability of data and information on trafficking in persons, relevant gaps in knowledge affect large parts of the world. The different editions of the *Global Report*, including this one, are weaker in their coverage of certain parts of Africa, the Middle East, and some parts of Asia. Twenty-two countries in Africa and the Middle East are among the 51 United Nations Member States for which data is still missing from the current edition of the *Global Report*. The others are countries in Asia and island States in the Pacific and the Caribbean.

In addition, for some reporting countries in the regions mentioned above, data on the victims recorded are not systematically collected and only available for some years or for some parts of the country. In some cases, details regarding the profiles of victims or offenders are missing.

This edition of the *Global Report* reveals that large parts of Africa and Asia are weak in detecting victims and convicting traffickers. It is not a coincidence that these are also the parts of the world where less is known about trafficking patterns and flows. Knowledge is fundamental to tailor decisive responses, and stronger national responses help to generate more knowledge about the crime.

### Better data and research over the past few years

A brief historical analysis of the quality and quantity of trafficking data shows that better data recording systems can be established in a relatively short period of time. In 2010, when the General Assembly gave the mandate to UNODC to collect data and report about patterns and flows of trafficking in persons, the collection of international statistics on human trafficking was in its early stages. In 2009, under the auspices of the United Nations Global Initiative to Fight Human Trafficking (UN.GIFT), UNODC published a report that included global and

regional statistics on trafficking in persons<sup>3</sup>. This report concluded that internationally standardized data were still not available at that time<sup>4</sup>. Other global studies also reported on how research and data on this crime were sparse<sup>5</sup>. However, numbers and estimates referring to the supposed global magnitude of the phenomenon proliferated<sup>6</sup>.

At the national level, some examples of good quality reporting on detected trafficking cases have existed since the early 2000s. The first report of the Dutch National Rapporteur on Trafficking in Human Beings, for instance, was published in 2002<sup>7</sup>. The report contained data on victims detected and their profiles, as well as on offenders prosecuted and convicted of trafficking in persons. Some other national authorities were also publishing similar information on a regular basis, but these were largely the exception to a general disinterest in official statistics on trafficking in persons.

In its role as guardian of the UN Trafficking in Persons Protocol, and from the privileged position of global observer, UNODC started to collect international statistics on this crime in 2007, and to present its analysis on the basis of this data in the *Global Report on Trafficking in Persons*. As stated in the methodological notes accompanying the different editions, the use of this data to conduct research on trafficking in persons has some limitations. It is not possible, for instance, to carry out cross-country comparisons. At the same time, administrative data, triangulated with qualitative information from court cases or existing literature, can be used to analyse the patterns and flows of trafficking in persons<sup>8</sup>. Over the years, UNODC has improved the methodology and complemented the official statistics with qualitative information extracted from the narratives of investigative files.

In addition, the capacity of national authorities to collect data on trafficking in persons has generally improved. In

••  
3 United Nations Office on Drugs and Crime and United Nations Global Initiative to Fight Human Trafficking 2009, *Global Report on Trafficking in Persons*.

4 *Ibid.*, page 7

5 Laczko, F., 2002, "Human Trafficking: The Need for Better Data", Migration Information Source; International Organization for Migration, 2005, *Data and Research on Human Trafficking*.

6 Feingold, D., 2005, "Think Again: Human Trafficking", *Foreign Policy*, 150, 26-32; Gould, A., 2010, "From Pseudoscience to Protoscience: Estimating Human Trafficking and Modern Forms of Slavery", Second Annual Interdisciplinary Conference on Human Trafficking.

7 Bureau Nationaal Rapporteur Mensenhandel, 2002, *Trafficking in Human Beings. First report of the Dutch National Rapporteur*.

8 United Nations Office on Drugs and Crime, 2016, *Global Report on Trafficking in Persons 2016*, p. 39.

2009, only 26 countries had a coordinating institution which systematically collected and disseminated data on trafficking cases<sup>9</sup>, while by 2018, the number had risen to 65<sup>10</sup>. Over the years, the development of standards in data collection has been considered by the international community as a key activity to enhance national responses in the field of trafficking in persons. In response, a series of regional and international initiatives focused on improving the data collection for evidence-based policies were carried out<sup>11</sup>.

### Measuring the severity of trafficking and the United Nations Development Agenda

In 2015, the adoption of the 17 Sustainable Development Goals (SDGs) set a renewed development framework, the 2030 Agenda for Sustainable Development. Improving capacity to deliver reliable data and statistics plays a major role in this context. Each Goal includes indicators to measure improvements towards the agreed targets. SDG target 16.2, for instance, calls upon Member States to end abuse, exploitation, trafficking and all forms of violence and torture against children. SDG indicator 16.2.2 requests Member States to measure the number of victims of human trafficking per 100,000 population, by sex, age and form of exploitation. In order to report on this indicator, Member States must have proper trafficking data and defined methodologies to estimate the total number of trafficking victims.

In the 2012 edition of the *Global Report on Trafficking in Persons*, UNODC referred to the absence of sound tools to measure the “dark number” of this crime<sup>12</sup>. Since then, the research community has tested new methodologies to bridge these gaps. The Multiple Systems Estimation methodology, presented in this report on page 34, has generated promising results in different national contexts.

••

9 Based on the analysis of the sources reported in the UNODC questionnaires collected from the 155 countries covered in the UNODC/UN.GIFT *Global Report on Trafficking in Persons 2009*.

10 Based on the analysis of the sources reported in the UNODC questionnaires collected from the 142 countries covered in this edition of the UNODC *Global Report on Trafficking in Persons*.

11 Institute for International Research on Criminal Policy, 2004, *The Siamsect Files: Standardised Templates and Blueprint for EU-wide Collection of Statistical Information and Analysis on Missing and Sexually Exploited Children and Trafficking in Human Beings*; International Organization for Migration and Austrian Federal Ministry of Interior, 2009, *Guidelines for the collection of data on trafficking in human beings, including comparable indicators*; International Labour Office and the European Commission, 2009, *Operational indicators of trafficking in human beings: Results from a Delphi survey*; International Centre for Migration Policy Development, 2009, *Handbook on Anti-Trafficking Data Collection in South-Eastern Europe: Developing Regional Criteria*.

12 United Nations Office on Drugs and Crime, 2012, *Global Report on Trafficking in Persons 2012*, page 80 (Sales No. E13.V.1)

Other methods, such as victimization surveys using special sampling techniques, have also proved to be of sufficient quality to provide estimates of the number of trafficking victims at local levels<sup>13</sup>. These methodologies, if properly used, can support Member States to assess their progress in achieving SDG target 16.2.

### Organization of the *Global Report on Trafficking in Persons 2018*

This edition of the *Global Report* consists of two booklets. Booklet 1 is divided in two chapters. Chapter I describes the global trends in detections of trafficking victims and in the number of convictions for trafficking in persons. Furthermore, the first chapter analyses the profile of the detected victims and forms of exploitation detected globally, the profile of the offenders, as well as the major global trafficking flows. In addition, the chapter provides an overview of the national, institutional response to trafficking in persons in terms of legislation and criminal justice response. Chapter II presents detailed analyses of the trafficking patterns and flows for each of the regions and subregions considered.

Booklet 2 of the *Global Report* presents a special insight on trafficking in persons in the context of armed conflict. This part is based on official UN reports, academic literature, case material from international tribunals, and supplemented by interviews with relevant personnel from peacekeeping operations and other practitioners working in conflict zones.

Finally, detailed country profiles published as online annexes describe the individual country trafficking situation in terms of national legislation, number of trafficking cases investigated, offenders and their profiles, as well as the profile of the victims detected.

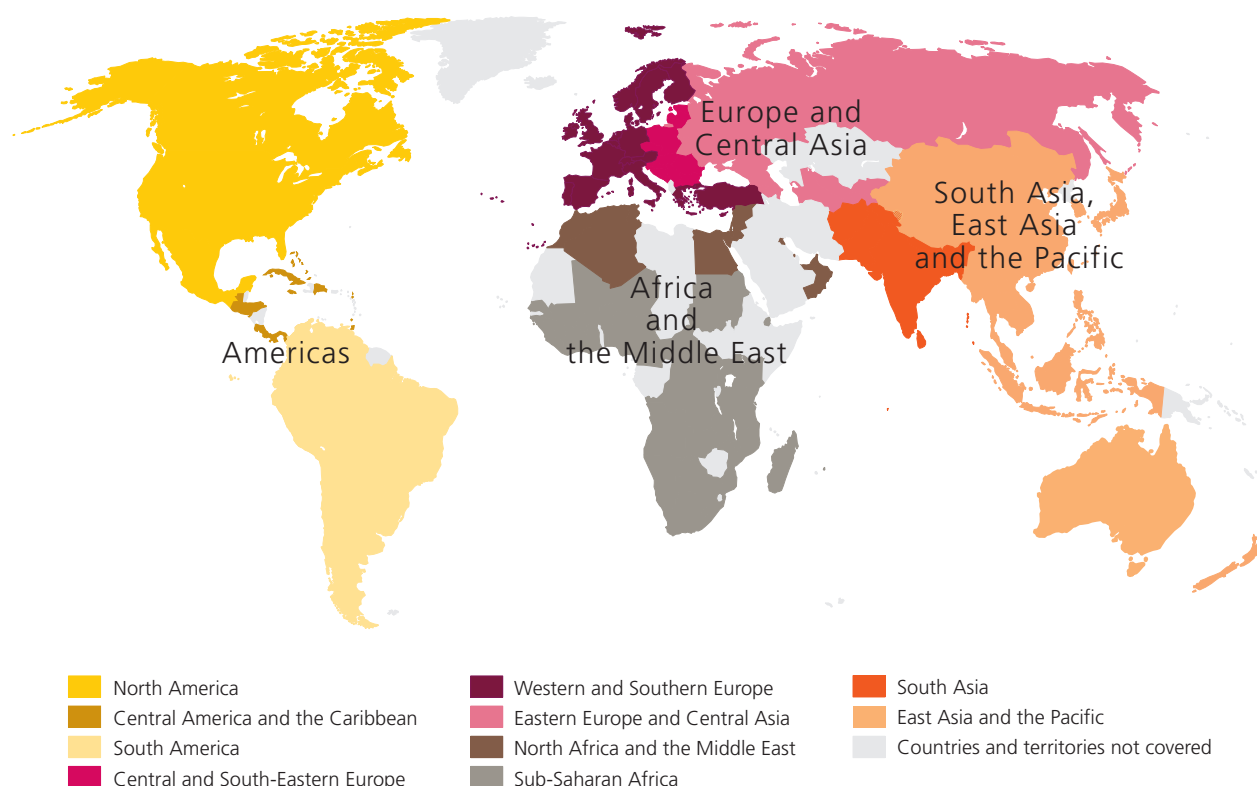
The 142 countries covered by the data collection were grouped into four main regions and 10 subregions. The four regions are: Africa and the Middle East; South, East Asia and the Pacific; the Americas; and Europe and Central Asia.

Countries in Africa and the Middle East are grouped into two subregions: sub-Saharan Africa and North Africa and the Middle East. Similarly, Asian countries are grouped into two subregions: South Asia, and East Asia and the

••

13 Zhang, S., Spiller, M.W., Finch, B.K., Qin, Y, 2014, “Estimating Labor Trafficking Among Unauthorized Migrant Workers in San Diego”, *Annals of the American Academy of Political and Social Science*, 653:1 pp. 65 – 86; Zhang, S., Pitts, W.J., Barrick, K., Lattimore, P.K., 2015, “Estimating Labor Trafficking Among Farmworkers: An Inverse Sampling Strategy Based on Reliable Housing Predictions”, *Journal of Human Trafficking*, 1:2 pp. 117 – 135;

## Regional and subregional designations used in this report



Source: UNODC elaboration of national data.

Note: The boundaries and names shown and the designations used on the map do not imply official endorsement or acceptance by the United Nations.

Pacific. Countries in the Americas are aggregated in three subregions: North America, Central America and the Caribbean, and South America. Countries in Europe and Central Asia are grouped into the three subregions of Western and Southern Europe, Central and South-Eastern Europe, and Eastern Europe and Central Asia.

When the data allowed for more detailed analysis, countries were organized into more specific subgroups, such as West Africa, East Africa and Southern Africa, North Africa, Middle East, or countries of the Gulf Cooperation Council, countries in Eastern Europe and South Caucasus, and countries in Central Asia. Specific footnotes explain the exact composition of the different geographical aggregations used in the text.

The main time period covered by the data collection for this edition of the *Global Report* is 2014-2016. A limited number of countries provided information for the year 2017. The data analysis and presentation often employ data collected for years before 2014 in order to discern longer-term data trends.

Most countries reported data for the year 2016. Annual patterns and flows at the regional and global levels were derived by using “2016 (or most recent)” as reference year, meaning that, for the countries where 2016 data were not available, the most recent data from the period covered were used (2017, 2015 or 2014).

The text refers to ‘men’ and ‘women’, meaning people aged 18 or above, while ‘girls’ and ‘boys’ refer to children aged under 18.

A methodological annex including a detailed presentation of the data used for this report is published on the UNODC website at:

<https://www.unodc.org/unodc/en/data-and-analysis/glotip.html>

WESTERN AND SOUTHERN EUROPE	CENTRAL AND SOUTH-EASTERN EUROPE	EASTERN EUROPE AND CENTRAL ASIA	SOUTH ASIA	EAST ASIA AND THE PACIFIC	NORTH AMERICA	CENTRAL AMERICA AND THE CARIBBEAN	SOUTH AMERICA	SUB-SAHARAN AFRICA	NORTH AFRICA AND THE MIDDLE EAST
Andorra	Bosnia and Herzegovina	Azerbaijan	Afghanistan	Australia	Canada	Antigua and Barbuda	Argentina	Angola	Algeria
Austria	Bulgaria	Armenia	Bangladesh	Brunei Darussalam	Mexico	Bahamas	Bolivia (Plurinational State of)	Benin	Bahrain
Belgium	Croatia	Belarus	Bhutan	Cambodia	United States of America	Costa Rica	Brazil	Botswana	Egypt
Cyprus	Czechia	Georgia	India	China		Cuba	Chile	Burkina Faso	Israel
Denmark	Estonia	Kyrgyzstan	Maldives	Indonesia		Dominican Republic	Colombia	Cameroon	Jordan
Finland	Hungary	Republic of Moldova	Nepal	Japan		El Salvador	Ecuador	Central African Republic	Kuwait
France	Latvia	Russian Federation	Pakistan	Lao People's Democratic Republic		Honduras	Guyana	Côte d'Ivoire	Lebanon
Germany	Lithuania	Tajikistan	Sri Lanka	Malaysia		Grenada	Paraguay	Democratic Republic of the Congo	Morocco
Greece	Montenegro	Turkmenistan		Mongolia		Guatemala	Peru	Congo	Oman
Ireland	Poland	Ukraine		Myanmar		Jamaica	Uruguay	Djibouti	Sudan
Italy	Romania	Uzbekistan		New Zealand		Panama	Venezuela (Bolivarian Republic of)	Ghana	Syrian Arab Republic
Lichtenstein	Serbia			Philippines		Trinidad and Tobago		Guinea	Tunisia
Luxembourg	Slovakia			Republic of Korea				Guinea-Bissau	United Arab Emirates
Malta	Slovenia			Timor-Leste				Kenya	
Netherlands	The former Yugoslav Republic of Macedonia			Viet Nam				Lesotho	
Norway								Liberia	
Portugal								Madagascar	
Spain								Malawi	
Sweden								Mali	
Switzerland								Mauritius	
Turkey								Mozambique	
United Kingdom of Great Britain and Northern Ireland								Namibia	
								Niger	
								Nigeria	
								Rwanda	
								Sierra Leone	
								Senegal	
								South Africa	
								Uganda	
								United Republic of Tanzania	
								Zambia	





# CHAPTER I

## GLOBAL OVERVIEW

### More victims detected

More victims of trafficking in persons were reported to UNODC in 2016 than at any time over the past 13 years.<sup>1</sup>

The increased number of detected victims collected by UNODC is the result of the broader geographical coverage of the data collection for the last two editions of the *Global Report*. More countries are now in a position to report their national data on trafficking in persons to UNODC. At the same time, the average number of detected victims per country has also increased over the last few years.

A more detailed trend analysis shows that in 2016, about 40 per cent more victims were detected compared to 2011.<sup>2</sup>

While this is true on aggregate, not all the countries considered recorded similar trends. From a regional perspective, many countries in the Americas and Asia have

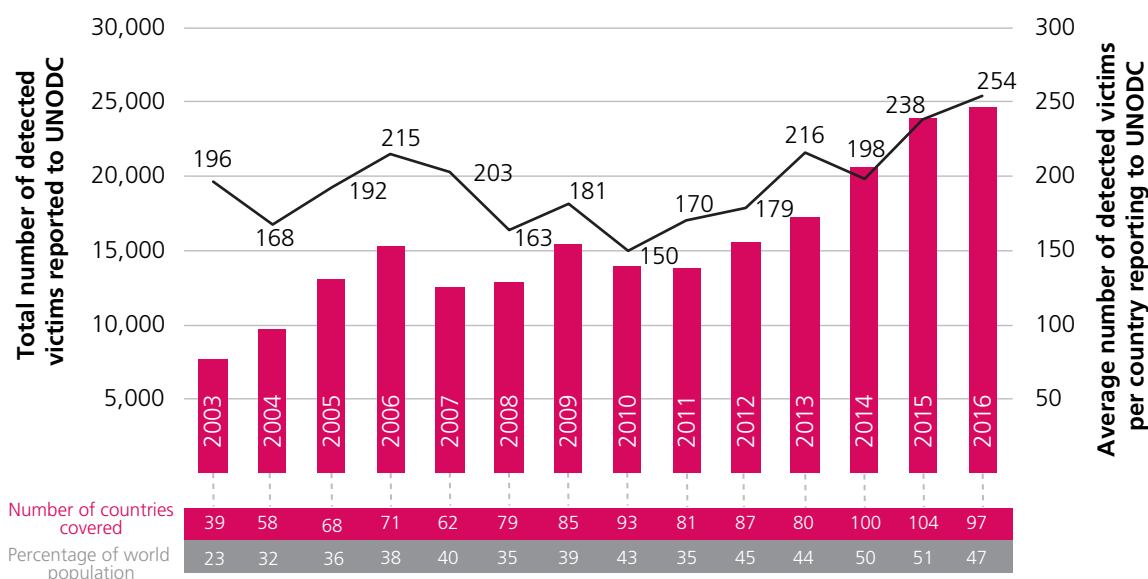
reported drastic increases in detections. Meanwhile, over the period considered, most European and African countries detected a stable number of victims of trafficking.

Increased numbers of victims detected may indicate that more trafficking is taking place or, rather, that countries make use of more efficient tools and procedures to identify trafficking victims. While severity is difficult to measure, an assessment of the evolution of national anti-trafficking responses could shed light on the drivers of these rising numbers.

UNODC carried a detailed country-by-country analysis of the national measures implemented by the countries detecting more victims over a 13-year period.

The exact measures vary between countries, but in general, they include the creation or revision of relevant legislation, the adoption of national action plans on trafficking in persons, strengthening of investigative and/or prosecutorial coordination and capacity, classification of trafficking

FIG. 1 Trends in the total number of detected trafficking victims, average number of detected victims per country and number of reporting countries, by year, 2003-2016



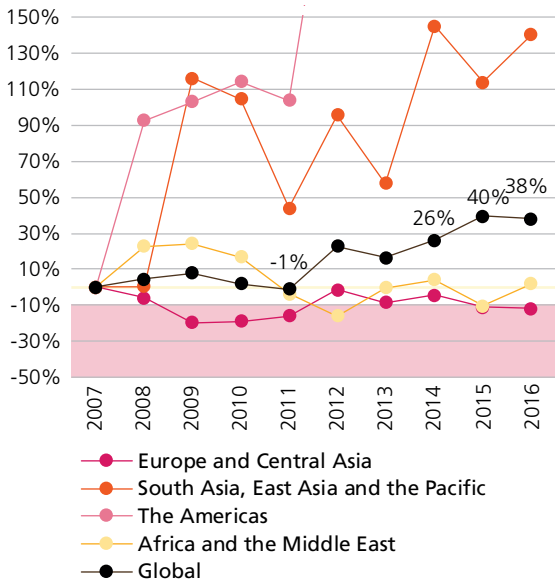
Source: UNODC elaboration of national data.

1 UNODC has gathered data on victims of trafficking in persons detected since 2003, the year of entry into force of the United Nations Trafficking in Persons Protocol (supplementing the Convention against Transnational Organized Crime). Over this period, UNODC has collected information on about 225,000 victims of trafficking detected worldwide. In 2016, a peak of more than 24,000 detected victims was recorded.

2 A trend analysis was carried out on data from 45 countries; selected for having systematically reported the number of detected victims over the last ten years. The trends were established by comparing with the absolute numbers recorded by the countries in 2007. The reference year 2007 was selected as the year where a critical mass of countries started to consistently report numbers of detected trafficking victims.

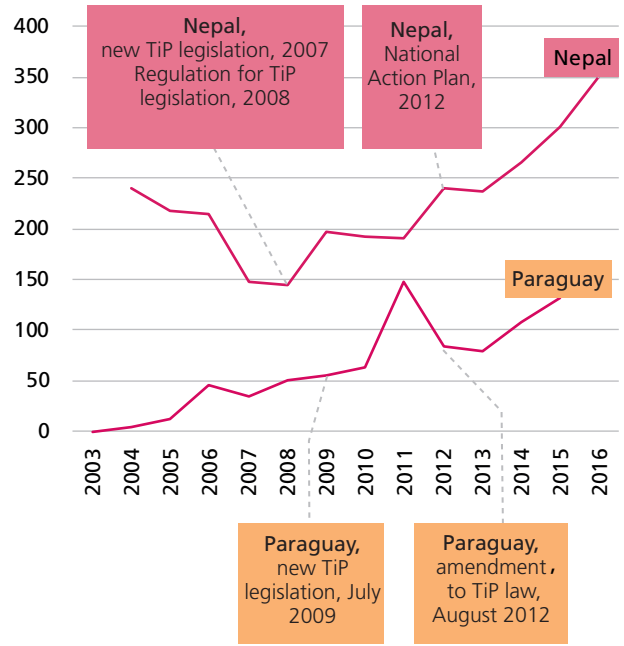
**FIG. 2 Trends in the number of trafficking victims detected since 2007, globally and by region, 2007-2016**

Analysis based on 45 countries where data have been systematically available since 2007



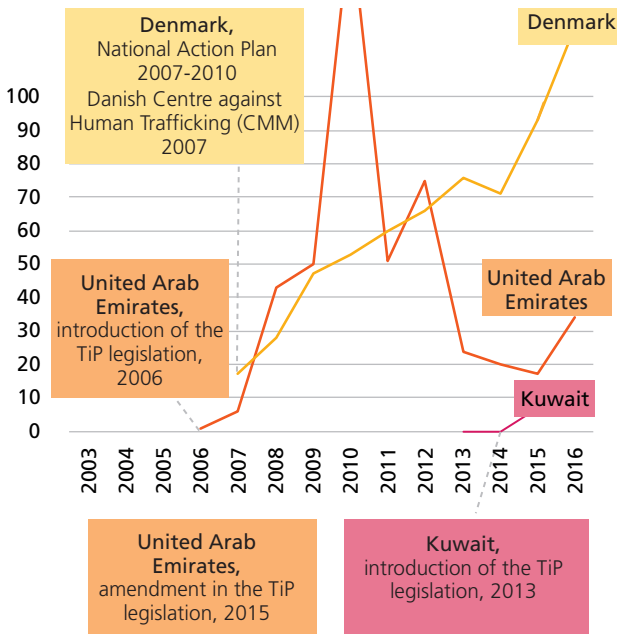
Source: UNODC elaboration of national data.

**FIG. 3 Trends in detected victims of trafficking in persons and timing of introduction of selected anti-trafficking in persons (TiP) measures in Nepal and Paraguay, 2003-2016**



Source: UNODC elaboration of national data.

**FIG. 4 Trends in detected victims of trafficking in persons and timing of introduction of selected anti-trafficking in persons (TiP) measures in Denmark, Kuwait and United Arab Emirates, 2006-2016**



Source: UNODC elaboration of national data.

as a grave criminal offence or measures to identify, protect and support victims of trafficking.

For many of the countries that recorded increasing trends, some of the institutional responses could be related to the increase. In particular, most of the increases coincided with or followed shortly after one or more of these anti-trafficking measures were introduced.<sup>3</sup>

In other cases, such a link could not be established. An increase in the number of victim detections could also reflect an actual increase in the severity of trafficking in persons, especially in countries where anti-trafficking institutions and legal framework have been in place for a long time.

What emerged from the analysis, however, is that when countries did not enhance their anti-trafficking actions, the number of detected victims tended to decline.

3 For more than 40 countries recording some increase in the number of detected victims between 2003 and 2016, anti-trafficking measures were introduced by State authorities shortly before the increases.



## More convictions globally, but still vast areas of impunity

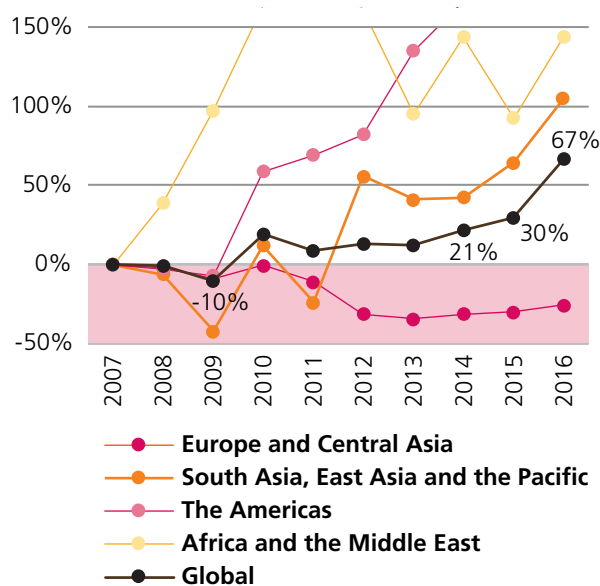
Enhanced country-level anti-trafficking measures have not only led to increasing numbers of detected victims, but also to more trafficking convictions. A trend analysis on the number of trafficking convictions shows that globally, these have clearly increased over the last seven years.<sup>4</sup> This is true also for most subregions, with the exception of most parts of Europe, as well as Central Asia.

In some countries, however, even though the trend is increasing, the absolute numbers of convictions remain very low. There appears to be hardly any risk for traffickers to face justice.

Many African and Middle Eastern countries went from no convictions to a handful of convictions per year in recent years. Consequently, while these countries register a clearly increasing trend, the total numbers in these areas remain very low. Conversely, European countries report fewer convictions than in the past, but the absolute numbers are still the highest in the world.

**FIG. 5** Trends in the number of people convicted of trafficking in persons since 2007, globally and by region, 2007-2016

Analysis based on 41 countries where data have been available since 2007



Source: UNODC elaboration of national data.

<sup>4</sup> A trend analysis was carried out on data from 41 countries selected for having systematically reported the number of convictions over the last ten years. Trends were established by comparing with the absolute numbers recorded by the countries in 2007. The reference year 2007 was selected as the year where a critical mass of countries started to consistently report numbers of convictions for trafficking in persons.

Looking at the rates of detected victims and convicted offenders per 100,000 people, countries in Eastern Europe, Central Asia and Western and Southern Europe convict more traffickers and detect more victims. Countries in North America, Central America and the Caribbean, and Central and South-Eastern Europe detect more victims but do not convict as many traffickers.

Countries in Africa, the Middle East, South Asia, East Asia, and South America, record limited numbers of both detected victims and convicted traffickers.

The question remains as to whether fewer convictions reflect low levels of trafficking activity or a limited ability to detect this crime.

In sub-Saharan Africa and in East Asia both rates of detected victim and convicted offenders are low compared to other regions. However, trafficking flows originate from these two subregions and are detected in a larger number of destinations compared to other trafficking origins. In addition, while most trafficking flows originate and are detected within the same subregion, the vast majority of trafficking victims detected in other regions come from East Asia or sub-Saharan Africa.

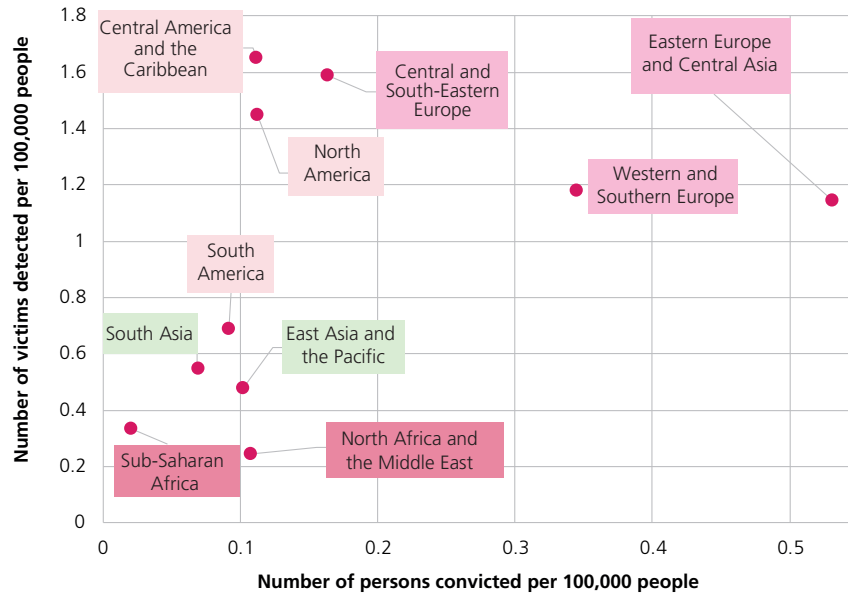
While the relevance of East Asian flows can be partially explained by the large population considered, the population in sub-Saharan Africa is equivalent to other

**FIG. 6** Number of trafficking victims detected outside their region of origin, by area of citizenship, 2016 (or most recent)

From East Asia		901
From sub-Saharan Africa		855
From North Africa and the Middle East	From South Asia	449
94		
From the Americas	From Europe and Central Asia	109
67		

Source: UNODC elaboration of national data.

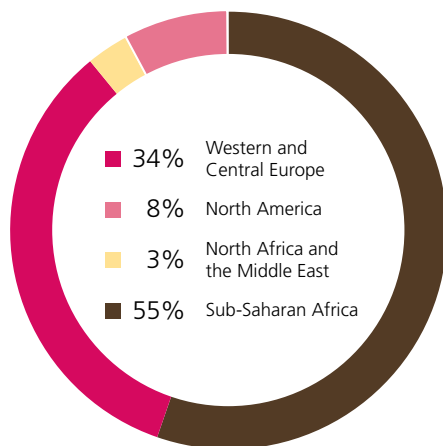
FIG. 7 Subregions by average number of convictions for trafficking in persons per 100,000 people (horizontal axis) and number of victims detected per 100,000 (vertical axis), 2014-2017



Source: UNODC elaboration of national data.

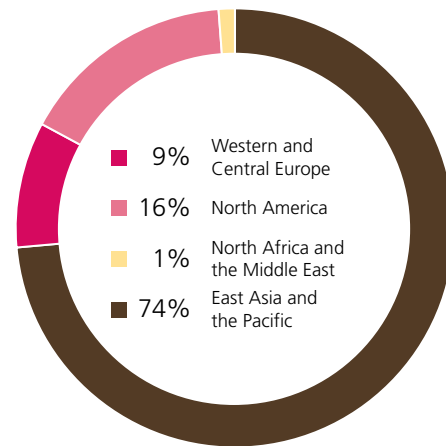
Note: Based on information from 107 countries and territories that reported information on number of convictions as well as victims detected during the period 2014-2016.

FIG. 8 Region of detection for victims from sub-Saharan Africa, 2016 (or most recent)



Source: UNODC elaboration of national data.

FIG. 9 Region of detection for victims from East Asia, 2016 (or most recent)



Source: UNODC elaboration of national data.

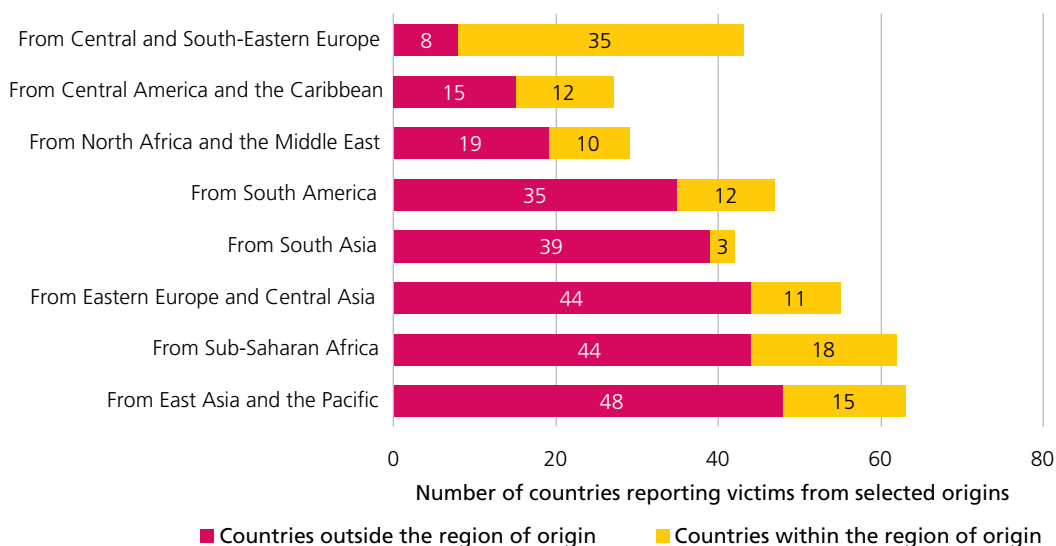
regions and cannot account for the number of African detected victims and the variety of its flows.

The broad variety of destinations and the intensity of the trafficking flows originating from sub-Saharan Africa and East Asia suggest that traffickers in these countries are very active and well-organized. Therefore, for the countries in these two subregions, the lower level of convictions does not reflect limited trafficking activity, but rather a limited response to trafficking; a generalized impunity determined by a lack of institutional capacity to address this crime in these areas.

Furthermore, it appears that this impunity serves as an incentive for traffickers to step up their activities. The analysis shows that, compared to other regions that record more convictions, these two subregions are origin areas for broader and more intense trafficking flows.

At the same time, although the overall conviction rates are low in these two subregions, there is an increasing trend in the number of convictions reported there, reflecting the strengthened institutional capacity to combat trafficking in persons.

FIG. 10 Diffusion of trafficking flows: number of countries where citizens of countries in the given subregions were detected, 2014-2016



Source: UNODC elaboration of national data.

## Profile of the victims

Adult women comprised nearly half of the detected victims in 2016. Men and girls were detected in similar proportions; each profile accounted for about one fifth of the detected victims globally. As resulting from the analysis of the data on trafficking victims over the last 15 years, women and girls together continued to represent more than 70 per cent of detected trafficking victims.

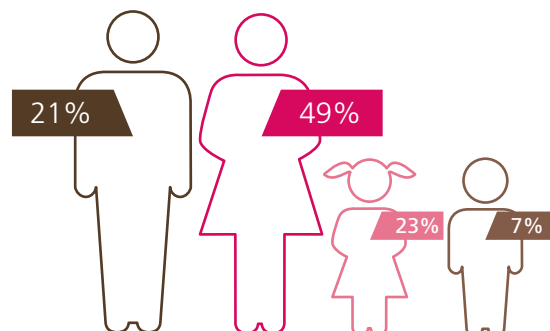
A closer look at the data disaggregated by region reveals significant geographical differences in the profiles of the detected victims. For example, child victims accounted for the majority (55 per cent) of the victims detected in sub-Saharan Africa in 2016, with girls and boys almost equally distributed.

In South Asia, East Asia and the Pacific, men accounted for more than 30 per cent of the detected victims in the same year; a significantly large share in the global total. In Europe, as well as in the Americas, women comprised clear majorities of the detected trafficking victims.

An analysis of the profile of the victims reflects geographical differences in the capacity to detect, record, and report on trafficking in persons. Globally, Europe, some parts of Asia, as well as the Americas, detect the largest numbers of victims.

Additionally, most of the women victims considered in this report were detected in these regions. With regard to

FIG. 11 Shares of detected victims of trafficking in persons, by age group and sex\*, 2016 (or most recent)

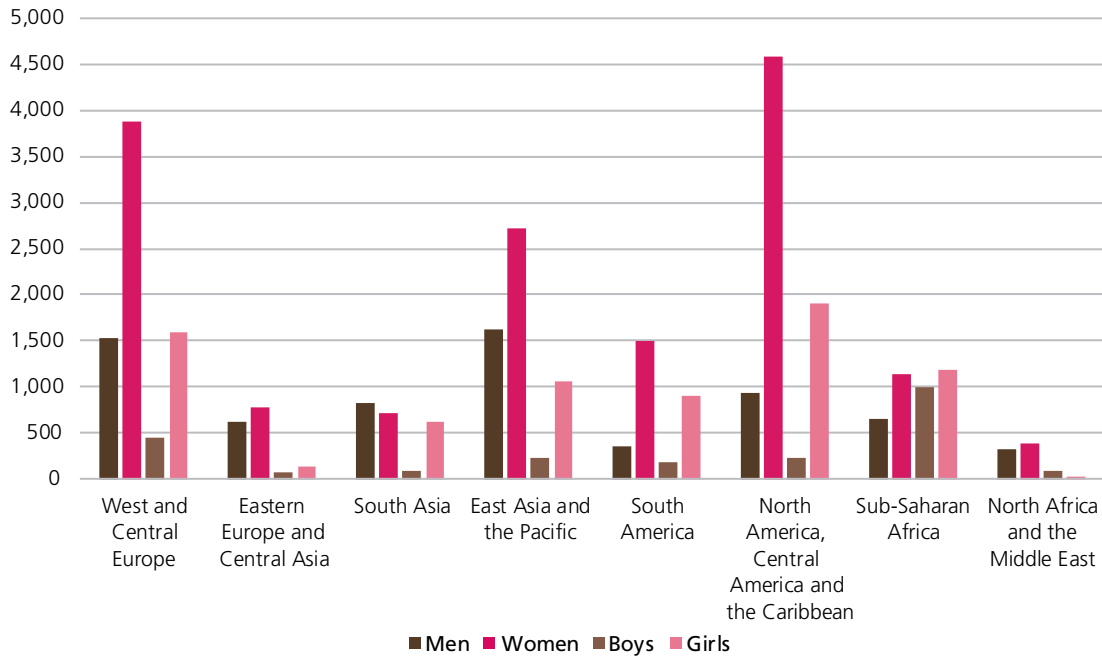


Source: UNODC elaboration of national data.

\* Estimates are based on information on the age and sex of 26,750 victims detected in 110 countries.

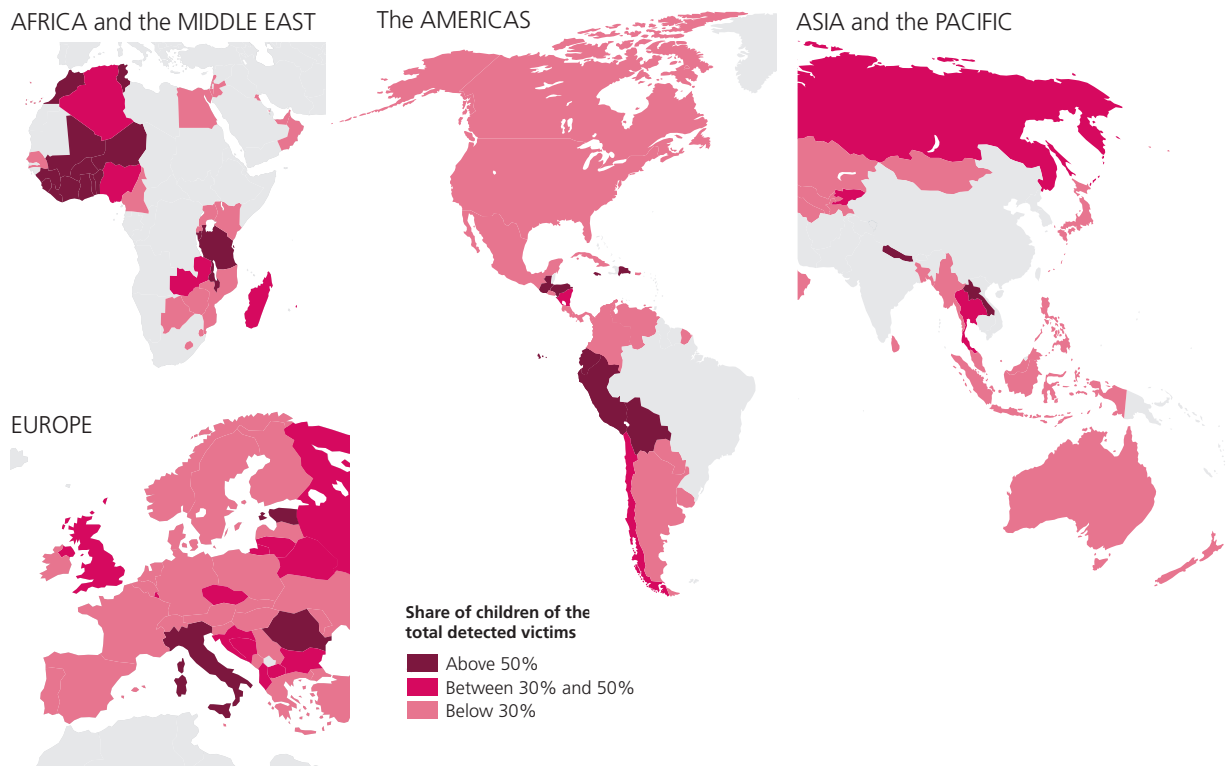
males, in absolute numbers, most of the detected boy victims were detected in Africa, whereas adult male victims were often detected in South Asia and the Middle East. When aggregating this data to produce a global analysis, the overall picture is affected by the fact that Europe and the Americas detect more victims than Africa. It could be assumed, for example, that if the detection capacities of sub-Saharan African countries were similar to those of countries in Europe or the Americas, child victims would make up a larger proportion of the detected victims globally. Similar considerations can be drawn on South Asian countries and adult men in the global picture.

**FIG. 12** Detected victims of trafficking in persons, by age group and sex, by subregion of detection, 2016 (or most recent)



Source: UNODC elaboration of national data.

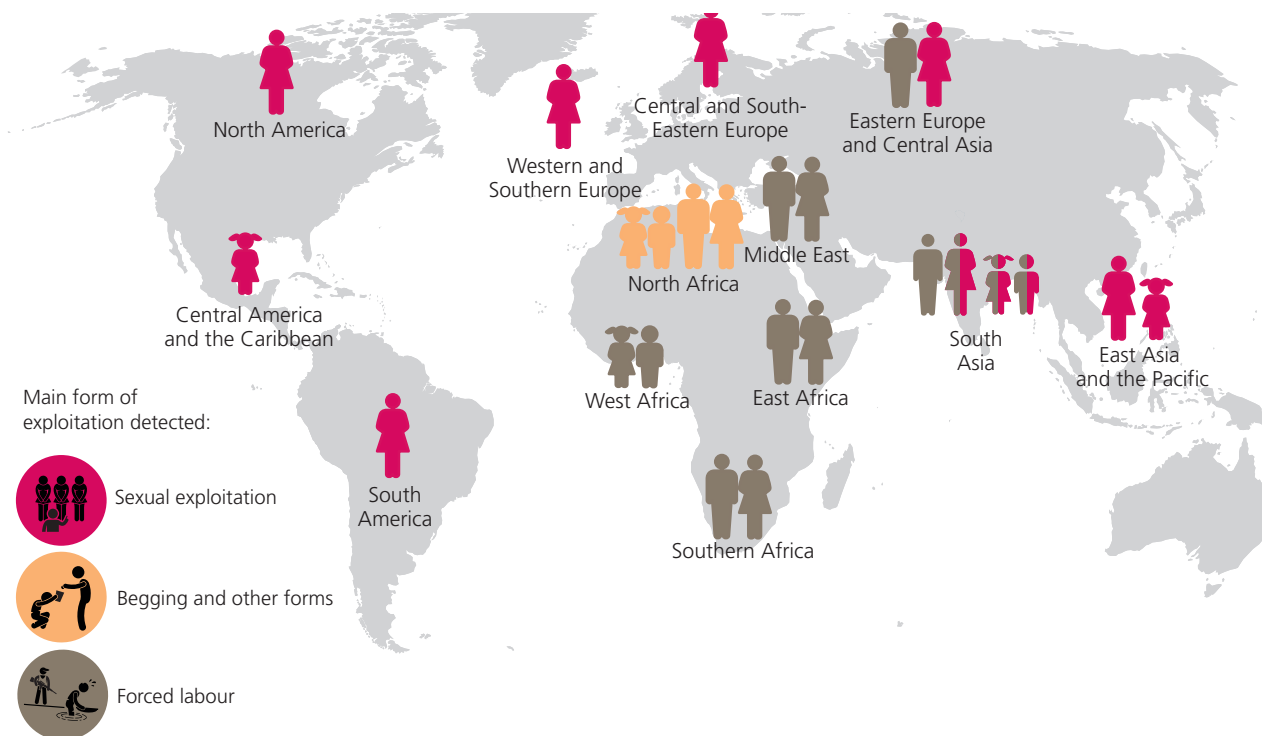
**MAP 1** Share of children among the total number of detected victims in the different regions, by country, 2016 (or most recent)



Source: UNODC elaboration of national data.

Note: The boundaries and names shown and the designations used on this map do not imply official endorsement or acceptance by the United Nations.

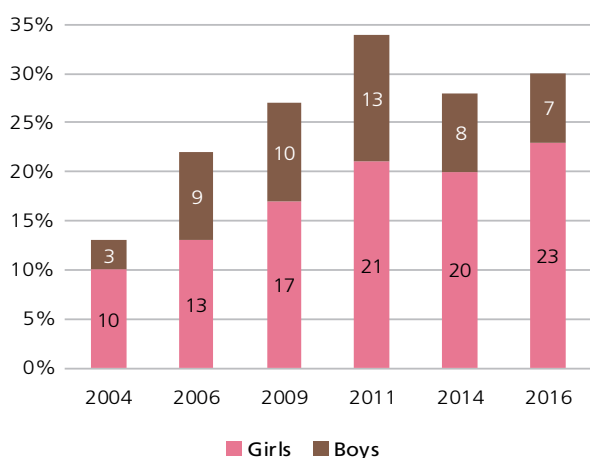
**MAP 2** Main profiles detected in the geographical areas considered, by subregions, 2016 (or most recent)



Source: UNODC elaboration of national data.

Note: The boundaries and names shown and the designations used on this map do not imply official endorsement or acceptance by the United Nations.

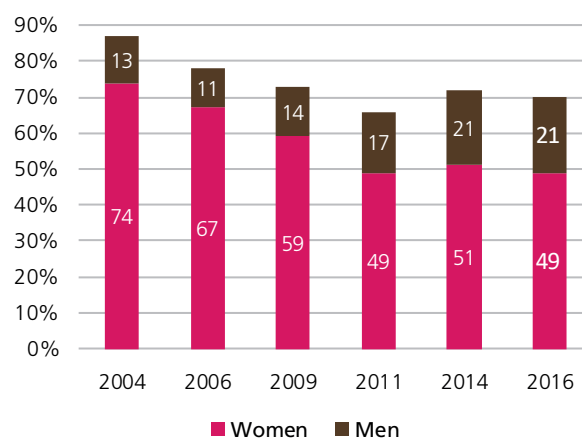
**FIG. 13** Trends in the shares of children among detected trafficking victims, selected years



Source: UNODC elaboration of national data.

In terms of trends, the 2016 findings are broadly in line with data from 2012-2014. The share of children remained at around 30 per cent of the detected victims, with far more girls detected than boys. Comparing data from 2016 and 2004 reveals a clear increase in detections of children, with both girls and boys more than doubling their shares of the total.

**FIG. 14** Trends in the shares of adults among detected trafficking victims, selected years

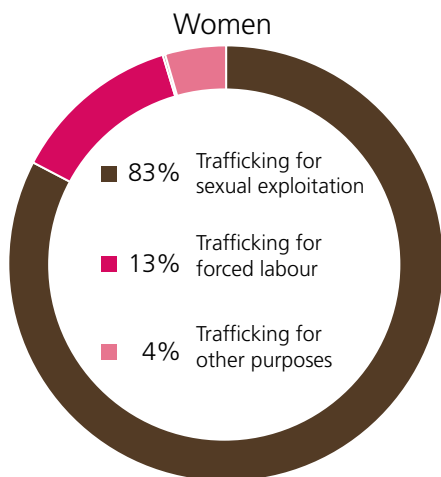


Source: UNODC elaboration of national data.

Detections of trafficking victims who are men appear to have stabilized in the wake of increases reported in previous years. The share of men among the victims detected in 2016 is around 20 per cent. This figure is in line with findings from 2014, but a significant increase from previous years.

FIG. 15 Shares of forms of exploitation among detected women victims of trafficking in persons, 2016 (or most recent)

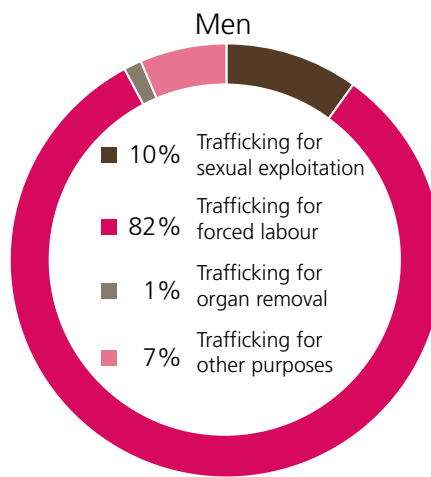
54 countries (n=5,440 victims)



Source: UNODC elaboration of national data.

FIG. 16 Share of forms of exploitation among detected men victims of trafficking in persons, 2016 (or most recent)

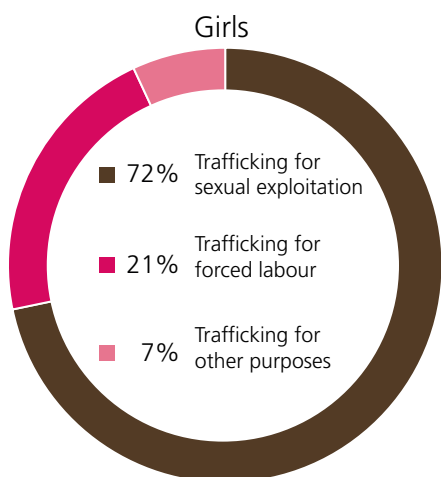
54 countries (n=2,271 victims)



Source: UNODC elaboration of national data.

FIG. 17 Share of forms of exploitation among detected girl victims of trafficking in persons, 2016 (or most recent)

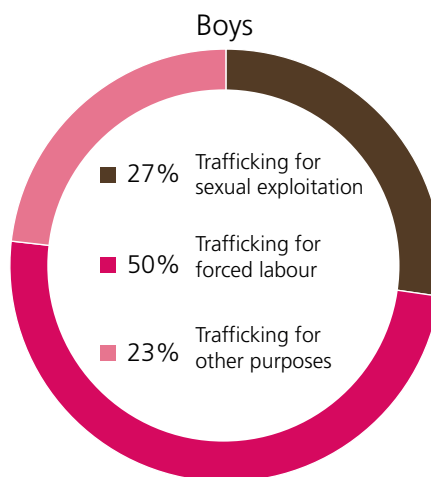
54 countries (n=2,350 victims)



Source: UNODC elaboration of national data.

FIG. 18 Share of forms of exploitation among detected boy victims of trafficking in persons, 2016 (or most recent)

54 countries (n=711 victims)



Source: UNODC elaboration of national data.

The victim profiles also change according to the form of trafficking considered. Men and women are largely detected as trafficked for different forms of exploitation. Data from a number of countries providing the information on forms of exploitation by sex and age of the victims, show clear distinctions between detected victims who are women and men. While 83 per cent of the women victims who were detected in 2016 were trafficked for sexual exploitation, 82 per cent of the detected men were trafficked for forced labour.

Some 10 per cent of detected the men victims were trafficked for sexual exploitation, while 13 per cent of the women were trafficked for forced labour. For detected child victims, the gender patterns for forms of exploitation are different. While boys – like men - are mainly detected as trafficked for forced labour, many are also detected as trafficked for sexual exploitation and for ‘other’ forms of exploitation such as exploitative begging, child soldiering and forced criminal activities.

Like women, the clear majority of detected girl victims are trafficked for the purpose of sexual exploitation. However, one out of every five detected girls in 2016 were trafficked for forced labour. A significant share of detected trafficked girls were trafficked for forms of exploitation other than sexual exploitation or forced labour. As reported in the next section, victims are trafficked for a list of purposes, ranging from forced marriages to exploitative begging and forced criminal activities. The share of detected girl victims who were trafficked for ‘other’ forms of exploitation is considerably smaller than the corresponding share for detected boys.

## Forms of exploitation

Trafficking for the purpose of sexual exploitation is the most detected form of trafficking globally. Victims trafficked for sexual exploitation comprised 59 per cent of the detected victims in 2016. One victim out of three detected was trafficked for forced labour, and seven per cent of detected victims were trafficked for other purposes.

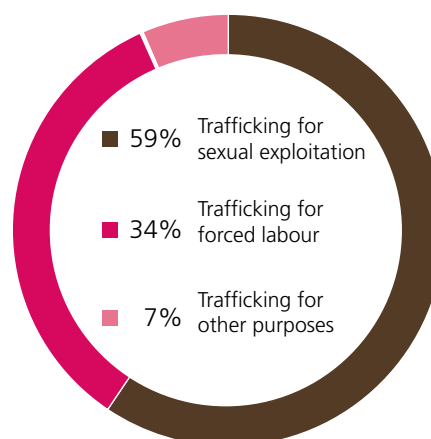
The detected forms of exploitation vary widely across the different subregions. In 2016, trafficking for the purpose of forced labour was the most frequently detected form in Southern, East and West Africa, and the countries of the Middle East.

In South Asia as well as in Central Asia, trafficking for forced labour and for sexual exploitation were detected in near-equal proportions. Trafficking for the purpose of sexual exploitation was the most detected form in all European subregions, in North and Central America and the Caribbean, and in East Asia and the Pacific. In North Africa, other forms of exploitation, such as exploitative child begging, were more frequently detected than other forms.

As for other forms of exploitation, trafficking for the removal of organs remains very limited in terms of numbers of detected victims. About 100 victims of trafficking for organ removal were detected and reported to UNODC during the 2014-2017 period. Victims were all adults. This is related to the nature of that type of trafficking, which targets adult bodies with fully developed organs. Some two thirds of these victims were men. Most of these victims were reported by countries in North Africa and the Middle East, but cases have also been recorded in Western, Central and Eastern Europe, as well as in Central and South America.

The data collected also refer to other forms of exploitations not specifically listed in the UN Trafficking in Per-

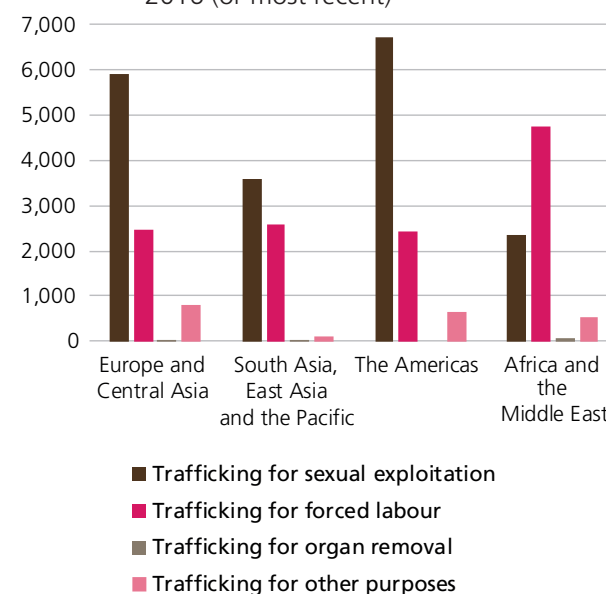
FIG. 19 Share of forms of exploitation among detected trafficking victims\*, 2016 (or most recent)



Source: UNODC elaboration of national data.

\* Estimates are based on data provided by 110 countries reporting 24,687 detected victims.

FIG. 20 Number of detected trafficking victims, by form of exploitation and region of detection, 2016 (or most recent)

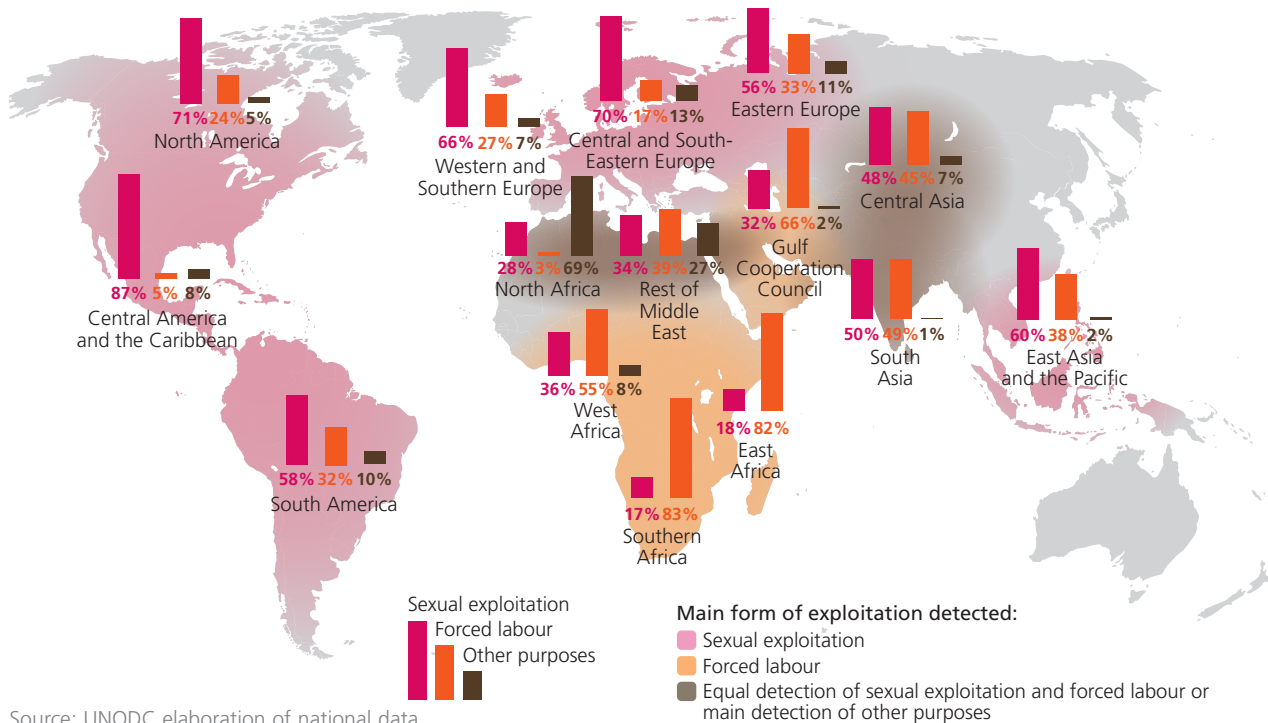


Source: UNODC elaboration of national data.

sons Protocol, but considered by national legislations or jurisprudence as forms of trafficking.

UNODC has categorized these other forms as labelled by the national authorities. Data for 2016 indicate that some 2 per cent of the victims detected globally were trafficked for ‘mixed forms of exploitation’, such as victims exploited both sexually and in forced labour, or exploited in begging as well as in criminal activity (often carrying out petty crimes). Pregnant women trafficked to sell their new-born

**MAP 3** Shares of detected trafficking victims, by form of exploitation, by subregion of detection, 2016 (or most recent)



Source: UNODC elaboration of national data.

Note: The boundaries and names shown and the designations used on this map do not imply official endorsement or acceptance by the United Nations.

### Scarred for life: patterns of trafficking in persons for organ removal

Compared to the most frequently detected cases of trafficking in persons for sexual exploitation and forced labour, there are relatively few detected cases of trafficking in persons for organ removal. Over the last 13 years, UNODC has collected information on about 700 victims of trafficking in persons for removal of organs detected in 25 countries as compared to 225,000 victims of trafficking in persons for all other purposes. In general, the pace of the crime is dictated by the shortage of organs on the global market as the availability of donated organs is limited and overshadowed by demand. Estimates suggest that five to ten per cent of all kidney and liver transplantations are conducted with illegally obtained organs.<sup>a</sup> These estimates include the illicit trade in organs. However, if the donor does not consent to the removal of organ, or this consent is obtained by means of coercion, deception, abuse of vulnerability, or any other means included in the trafficking in persons definition,<sup>b</sup> the organ transplant is the result of trafficking in persons for organ removal, which is the form of trafficking discussed in this box.

Evidence suggests that traffickers are skilful when working across borders, leveraging low economic development in some countries and available medical expertise in others.

Traffickers operate in increasingly sophisticated ways, making use of corrupt environments and fraudulent measures, exploiting people caught in destitution, poverty and hardship.

One emerging feature is how trafficking in persons for the removal of organs is perpetrated by highly organized criminal networks. Examples of cases investigated by national authorities show that traffickers may operate over prolonged periods of time with high numbers of victims, before being caught. One case showed that one trafficking group conducted up to 500 kidney operations in different private homes and hospitals over a period of seven years.<sup>c</sup> In another case, traffickers organized the pairing of donors with recipients in an advanced logistical operation involving language interpretation for foreigners arriving at local hospitals, medical screenings for ensuring compatibility between donor and recipient, medical procedures, and post-surgery treatment.<sup>d</sup>

Typical for the organisation of the networks involved in trafficking persons for organs removal is the ability to operate across borders. In one case, internationally based organisers and local brokers worked together. The latter received US\$2,000 for each of the 12 recruited victims, using online advertisements asking for “kidney donors”. The broker arranged for medical screenings of the newly recruited vic-



tims, shared the results with the organisers, and arranged transport for the victims to a third country where the removal of the organ was carried out.<sup>c</sup>

Another emerging pattern concerns how traffickers collude with medical professionals, relying on corrupt and fraudulent practices.<sup>f</sup> Traffickers make use of medical staff for different purposes, including gaining access to laboratories to test the compatibility between donor and recipient, conduct medical procedures such as removing the organs or providing post-surgery recovery or treatment. While some cases may include direct collusion of medical staff, in other cases medical staff are deceived into believing a given arrangement is legitimate, underlining the sophisticated ways of manipulation of perception exercised by traffickers. Other examples show how medical licenses may be obtained illegally or traffickers may deceive donors into signing documents falsely stating they are related to the donor with the purpose of circumventing legislation prohibiting the commercial sale of organs.<sup>g</sup> In other cases, traffickers have deceived victims in other ways, telling them they were to receive a routine medical check-up or that the donation of their organs was for altruistic reasons.<sup>h</sup>

A final aspect concerns how perpetrators abuse severe levels of vulnerability. Traffickers may persuade victims that trading one of their kidneys is the only way to cope with poverty. Traffickers abuse these vulnerabilities, specifically targeting unemployed rural workers or homeless people who are in desperate situations, and deceive them into trading their organs for money that will not be paid at the end of the surgery.<sup>i</sup> Along similar lines, traffickers have targeted persons who cope with other forms of hardship, such as recruiting people from refugee camps with false promises of receiving payments and/or transport to safer locations. Specific examples of this have been identified by the United Nations Special Rapporteur on trafficking in persons, especially affecting women and children. During one country visit, it was revealed how asylum seekers, refugees and persons living in poverty were targeted by traffickers, and, in some cases transferred to other countries to undergo surgery to have their organs removed.<sup>l</sup> The vulnerability of victims also appears in terms of poor education. One study based

on interviews with 103 confirmed victims revealed how none had any education beyond high school level, and only half had primary education or below.<sup>m</sup> As a result, traffickers take advantage of those factors by peddling lies claiming that kidneys grow back after being removed or that it is abnormal to have two kidneys in the first place.<sup>n</sup>

<sup>a</sup> European Parliament, 2015, *Trafficking in Human Organs*, p. 8; United Nations, General Assembly, 2017, *Strengthening and promoting effective measures and international cooperation on organ donation and transplantation to prevent and combat trafficking in persons for the purpose of organ removal and trafficking in human organs*, A/RES/71/322, preamble, p. 3.

<sup>b</sup> The 'means' listed in the UN Trafficking in Persons Protocol definition are: the threat or use of force or other forms of coercion; abduction; fraud; deception; abuse of power or of a position of vulnerability; the giving or receiving of payments or benefits to achieve the consent of person having control over another person.

<sup>c</sup> European Parliament, 2015, *Trafficking in Human Organs*, p. 36-37.

<sup>d</sup> State v. Netcare Kwa-Zulu Limited, United Office on Drugs and Crime, Case Law Data Base (SHERLOC), URL: [https://sherloc.unodc.org/cld/case-law-doc/traffickingpersonscrimetype/zaf/2010/state\\_v\\_netcare\\_kwa-zulu\\_limited.html](https://sherloc.unodc.org/cld/case-law-doc/traffickingpersonscrimetype/zaf/2010/state_v_netcare_kwa-zulu_limited.html)

<sup>e</sup> Case material provided by Member State (Armenia #1) for the 2014 *Global Report on Trafficking in Persons*.

<sup>f</sup> Organization for Security and Co-operation in Europe, 2013, *Trafficking in human beings for the purpose of organ removal in the OSCE region: Analysis and findings*, p. 6.

<sup>g</sup> Ambagtsheer, F. et. al, 2016, "Trafficking in Human Beings for the Purpose of Organ Removal: a Case Study Report", pp. 97-102, in Ambagtsheer, F. and Weimar, W., 2016, *Trafficking in Human Beings for the Purpose of Organ Removal: Results and Recommendations*, The HOTT Project.

<sup>h</sup> Ibid.

<sup>i</sup> European Parliament, 2015, *Trafficking in Human Organs*, pp. 36-37

<sup>l</sup> Office of the United Nations High Commissioner on Human Rights, *Report of the special rapporteur, on her mission to Jordan*, A/HRC/32/41/Add.1, para 20.

<sup>m</sup> Budiani-Saberi, D. A. et al. , 2014, "Human Trafficking for Organ Removal in India: A Victim-Centred, Evidence-Based Report", *Transplantation*, 97(4): 380-384

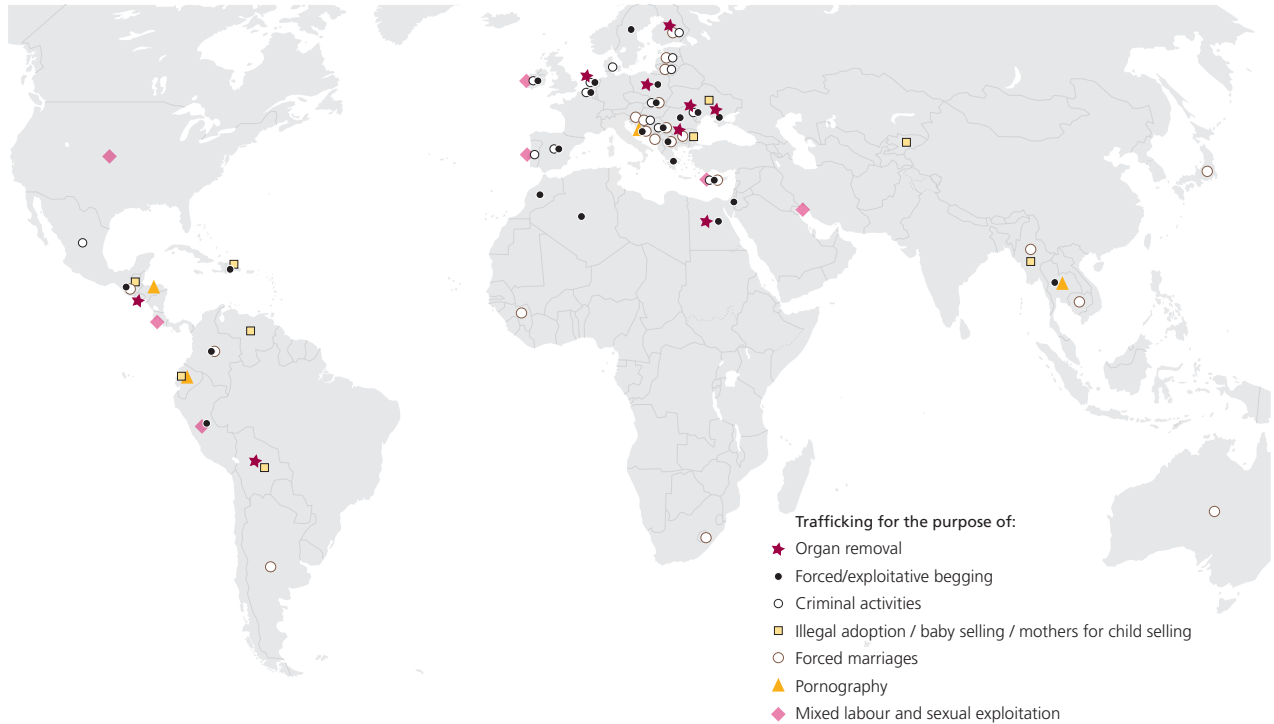
<sup>n</sup> United Nations Office on Drugs and Crime, 2015, *Assessment Toolkit – Trafficking in Persons for the Purpose of Organ Removal*, p. 28.

babies or trafficking in babies accounted for about 0.5 per cent of the victims detected in 2016.

Similar numbers were recorded for trafficking for forced criminal activity and trafficking for forced marriages, whereas trafficking for the purpose of exploitative begging accounted for about 1 per cent of the detected victims. Other reported forms of exploitation are trafficking for the production of pornographic material and trafficking of children for use as child soldiers.

While the numbers of detections are low, many of the 'other' forms of exploitation are geographically widespread. Trafficking for the purpose of exploitative begging, for example, was reported by about 20 countries in all the regions considered in this report. Trafficking for forced marriages was reported by a dozen countries across all regions. Trafficking for the purpose of criminal activity is mainly reported by countries in Europe and North America. Trafficking for mixed forms of exploitation is mainly

**MAP 4** Countries that report forms of exploitation other than forced labour and sexual exploitation, 2014-2016



Source: UNODC elaboration of national data.

*Note: The boundaries shown on this map do not imply official endorsement or acceptance by the United Nations. Dashed lines represent undetermined boundaries. The dotted line represents approximately the Line of Control in Jammu and Kashmir agreed upon by India and Pakistan. The final status of Jammu and Kashmir has not yet been agreed upon by the parties. The final boundary between the Republic of Sudan and the Republic of South Sudan has not yet been determined. A dispute exists between the Governments of Argentina and the United Kingdom of Great Britain and Northern Ireland concerning sovereignty over the Falkland Islands (Malvinas).*

reported by countries in the Americas, while trafficking of children for use as armed combatants is reported in a number of conflict and post-conflict countries.

As these less commonly reported forms of exploitation are not explicitly mentioned in the UN Trafficking in Persons Protocol, the distribution of these trafficking cases may whether or not be related to national authorities recognize these situations as forms of trafficking.

As mentioned in the section on the profile of the victims, data from countries providing the information on victims' profile by forms of exploitation show that traffickers target victims according to the purpose of their intended exploitation.

The vast majority of the detected victims of trafficking for sexual exploitation are females, in particular women (68 per cent), while girls account for 26 per cent.

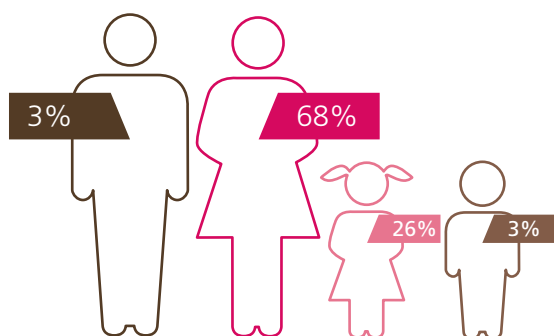
Males – boys and men in equal proportions - together account for some 6 per cent of victims of trafficking for sexual exploitation.

The gender profiles of detected victims who are trafficked

for forced labour are more diverse, although men comprise the largest share. About 35 per cent of these victims are females - more women than girls - while boys made up some 10 per cent. Child victims - boys and girls - account for nearly 30 per cent of the detected victims of both trafficking for sexual exploitation and for forced labour.


Compared to trafficking for sexual exploitation and forced labour, far fewer victims of trafficking for 'other' purposes are detected. Additionally, these forms are very diverse, ranging from trafficking for forced marriage to forced criminal activities. It appears that most trafficking for 'other' purposes targets children to a greater extent than the other forms of exploitation. Age and sex profiles of the victims – women, men, girls and boys - and the form of exploitation among each group of victims was reported by 54 countries in different parts of the world. The information from these countries confirms the patterns resulting from the general analysis: most victims detected in 2016 were adult women (about 45 per cent), and to a lesser extent girls, who were trafficked for the purpose of sexual exploitation.

**FIG. 21** Share of detected victims of trafficking for sexual exploitation, by age group and sex profiles, 2016 (or most recent)  
54 countries (n=6,603 victims)



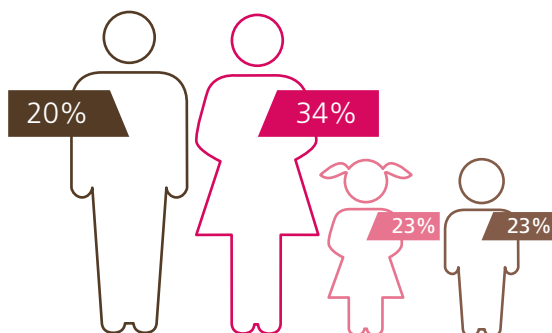
Source: UNODC elaboration of national data.

**FIG. 22** Share of detected victims of trafficking for forced labour, by age group and sex profiles, 2016 (or most recent)  
54 countries (n=3,408 victims)



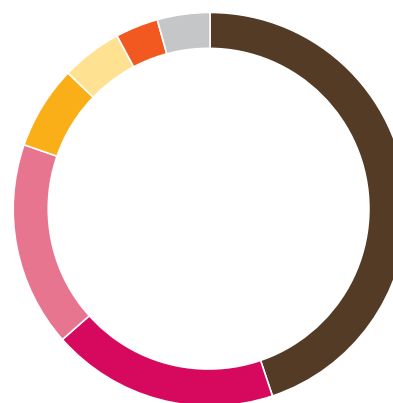
Source: UNODC elaboration of national data.

**FIG. 23** Share of detected victims of trafficking for 'other' forms of exploitation, by age group and sex profiles, 2016 (or most recent)  
54 countries (n=721 victims)



Source: UNODC elaboration of national data.

**FIG. 24** Share of detected victims of trafficking, by profile and forms of exploitation, 2016 (or most recent)  
54 countries (n=10,772 victims)



- 45% Women for sexual exploitation
- 19% Men for forced labour
- 17% Girls for sexual exploitation
- 7% Women for forced labour
- 4% Other forms of exploitation
- 5% Girls for forced labour
- 3% Boys for forced labour

Source: UNODC elaboration of national data.

As highlighted in different parts of the analysis, data on detected victims only refer to that visible part of human trafficking. Exploratory studies on the hidden part of trafficking, however, indicate that trafficking in women for sexual exploitation is the most prevalent form of trafficking<sup>5</sup>.

5 United Nations Office on Drugs and Crime and the Dutch National Rapporteur on Trafficking in Human Beings and Sexual Violence against Children, 2017, *Monitoring Target 16.2 of the United Nations Sustainable Development Goals: A multiple systems estimation of the numbers of presumed human trafficking victims in the Netherlands in 2010-2015 by year, age, gender, form of exploitation and nationality*, research brief UNODC-NRM; p46-48; United Nations Office on Drugs and Crime, 2018, *Monitoring Target 16.2 of the United Nations Sustainable Development Goals: multiple systems estimation of the numbers of presumed victims of trafficking in persons*, UNODC Research Briefs on Ireland, Romania, Serbia, <http://www.unodc.org/unodc/en/data-and-analysis/glotip.html>

## National studies to measure the magnitude of trafficking in persons

Previous editions of the Global Report have highlighted UNODC’s eagerness to understand the ‘dark figure’ of trafficking in persons.<sup>a</sup> The 2016 edition presented Multiple Systems Estimation (MSE), a methodology that permits the generation of estimates of hidden populations such as trafficking victims on the basis of sound national-level data. UNODC is continuing to support countries in carrying out national studies of this type, which so far has resulted in victim estimates from four European countries.

In 2017, the Dutch National Rapporteur on Trafficking in Human Beings and UNODC published a Research Brief<sup>b</sup> describing the process and results of an MSE study carried out on multi-year data with stratifications in multiple dimensions (sex, age, form of exploitation and Dutch or non-Dutch citizenship). The study found that there are four to five times as many presumed victims of trafficking as those that are detected. For 2015 – the latest year for which data was available – this would mean 6,250-6,500 victims in the Netherlands. The victimization rate – which is the measure requested by SDG indicator 16.2.2 - is some 37 victims per 100,000 population.

Three other countries – Ireland, Romania and Serbia – have also carried out national MSE studies in partnership with UNODC and Walk Free Foundation. These studies have found victimization rates for the year 2015 ranging from 12 per 100,000 population in Serbia to just over 3 in Ireland, with Romania in between at 6. In terms of estimated numbers of victims, also for 2015, these are 830 in Serbia, 1,300 in Romania and 153 in Ireland. The estimates for Serbia and Romania also include citizens exploited outside of the country.

In order to undertake an MSE study, countries need to detect a critical mass of victims of trafficking in persons. While there is some flexibility, around 80 victims per year is sufficient to produce reasonably solid results.

Moreover, the country needs to be able to present at least three national-level lists of detected or presumed victims; preferably disaggregated by sex, age and form of exploitation (the lists can be shared with UNODC in anonymized form). These lists can come from different sources, including but not limited to police, prosecutors, migration authorities, victim assistance providers, shelters, local authorities or international organizations.

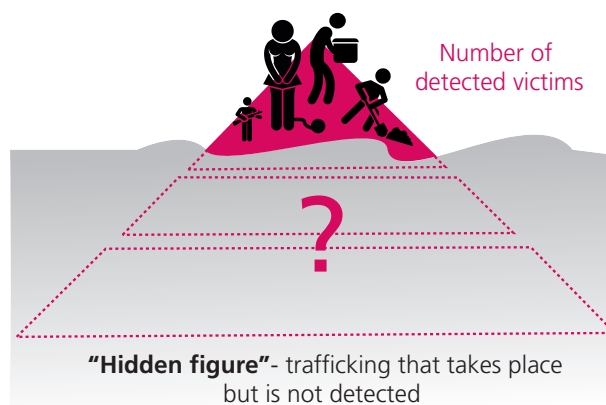
In terms of policy impact, perhaps even more salient than uncovering the magnitude of trafficking is the method’s ability to pinpoint the most hidden trafficking victims.

The Dutch study drew on extensive and very detailed data, which meant that the findings were specific and robust.

The most hidden victims in the Netherlands were found to be underage Dutch girls trafficked for sexual exploitation. This finding soon led to policy-level discussions as to whether enhanced trafficking awareness campaigns should be introduced in the country’s schools.

For the other three countries, the underlying data were not solid enough to draw profiles of the most hidden victims in those national contexts. However, some broader patterns emerged, including the finding that child victims appear to be more ‘hidden’ than adults; implying that the detection of child trafficking is less likely than of adult trafficking. Moreover, the ratio between detected and estimated victims was lower in Ireland and Romania (1.5 in both countries; meaning an estimated number of victims 50 per cent larger than those detected) than in Serbia (6.3) and the Netherlands (between 4 and 5). This could suggest that the chances of detection of trafficking cases are higher in Ireland and Romania than in the other two countries.

### MSE is a way for countries to understand the magnitude of their trafficking problem



<sup>a</sup> See text box on p. 47, UNODC, *Global Report on Trafficking in Persons 2016* (United Nations publication, Sales No. E.16.IV.6).

<sup>b</sup> Available at: [www.unodc.org/glotip](http://www.unodc.org/glotip).

## Profile of the offenders

An analysis of the sex of those persons reported to have been investigated or arrested, prosecuted, and/or convicted of trafficking in persons shows that the majority of traffickers continue to be males. In line with previous years, in 2016 just over 35 per cent of those prosecuted for trafficking in persons were females. The share is similar for those coming into first contact with the police (usually by being investigated or arrested for trafficking) and larger for those who are convicted.

The data on the profile of the victims also confirm regional differences that are in line with prior years.

The subregion of Eastern Europe and Central Asia continues to convict more females of trafficking in persons than males, and similar patterns are recorded in Central America and the Caribbean. In East Asia and the Pacific, females accounted for about half of all convicted trafficking offenders.

Countries in Western and Central Europe report small shares of women offenders, just above 20 per cent.

Countries in the Americas as well as in Africa and the Middle East generally reported that women comprised a little more than one third of those convicted of trafficking in persons.

The differences in the sex profile of people convicted may reflect different approaches of the criminal justice systems in different regions.

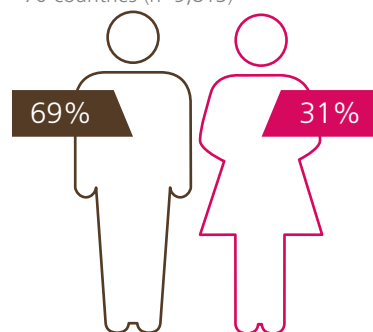
As a matter of capacity, developing countries may be able to convict only the lower ranks of the trafficking network, resulting in the conviction of those who normally control or recruit the victims, the so-called ‘madams’ in some context of sexual exploitation.

At the same time, these numbers may reflect different roles women have in the trafficking process and the geography connected to these roles.

Qualitative studies show women traffickers are particularly active in the recruitment phase of human trafficking<sup>6</sup>.

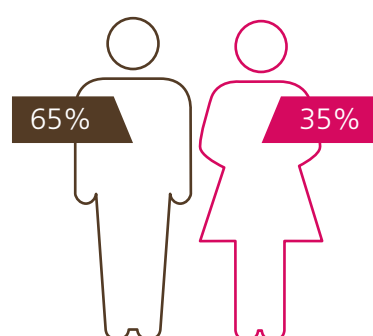
<sup>6</sup> See page 30 of the *UNODC Global Report on Trafficking in Persons 2012* (United Nations publication, Sales No. E.13.V.6).; See pages 27-29 of the *UNODC Global Report on Trafficking in Persons 2014* (United Nations publication, Sales No. E.14.V.10).; See page 36-39 of the *UNODC Global Report on Trafficking in Persons 2016* (United Nations publication, Sales No. E.16.IV.6).

FIG. 25 Shares of persons investigated or arrested for trafficking in persons, by sex, 2016 (or most recent)  
70 countries (n=9,813)



Source: UNODC elaboration of national data.

FIG. 26 Shares of persons prosecuted for trafficking in persons, by sex, 2016 (or most recent)  
68 countries (n=6,370)



Source: UNODC elaboration of national data.

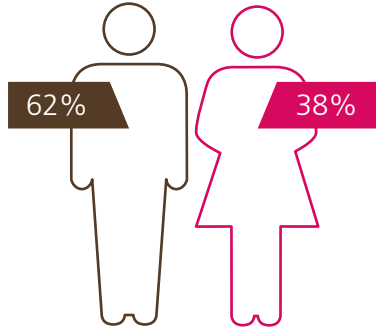
This could explain the significant difference in the sex profiles of perpetrators in origin and destination countries<sup>7</sup> reflected at all stages of criminal proceedings.

The clear majority of traffickers convicted in 2016, were citizens of the country where they were convicted.

Foreign traffickers accounted for about one third of those convicted. Most of the foreign offenders were citizens of

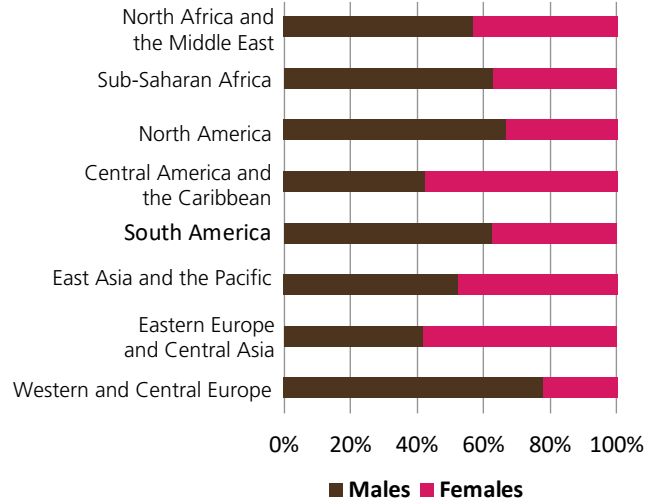
<sup>7</sup> It is not possible to make a rigid distinction between origin and destination countries, moreover, domestic trafficking, which is detected in most countries across the world, makes countries origins and destinations simultaneously. Even if only cross-border trafficking is considered, countries may belong to both categories. Indeed, most countries do, as they detect both outbound trafficking of own citizens and inbound trafficking of foreigners. Very few are exclusively origin or destination countries. For this reason, countries may be thought of as being more typical origin or more typical destination countries. While countries play both roles, the majority of the trafficking flows are either outbound (in the case of a more typical origin country) or inbound (more typical destination). Out of the 48 countries that provided information concerning the citizenship of the convicted, prosecuted, investigated or arrested offenders, 24 were considered to be more typical origin countries of cross-border trafficking, whereas 24 were considered more typical destination countries

**FIG. 27** Shares of persons convicted of trafficking in persons, by sex, 2016 (or most recent)  
58 countries (n=1,565)



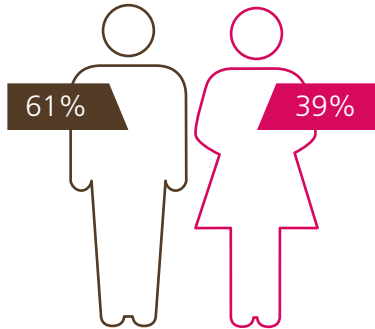
Source: UNODC elaboration of national data.

**FIG. 28** Share of persons convicted of trafficking in persons, by sex and subregion, 2016 (or most recent)



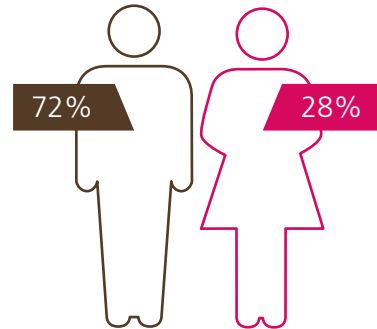
Source: UNODC elaboration of national data.

**FIG. 29** Share of persons investigated or arrested for trafficking in persons in typical countries of origin, by sex, 2016 (or most recent)  
24 countries (n=3,339)



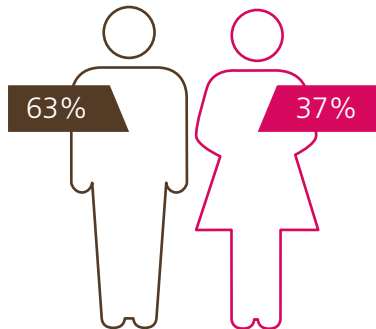
Source: UNODC elaboration of national data.

**FIG. 30** Share of persons investigated or arrested for trafficking in persons in typical countries of destination, by sex, 2016 (or most recent)  
24 countries (n=3,694)



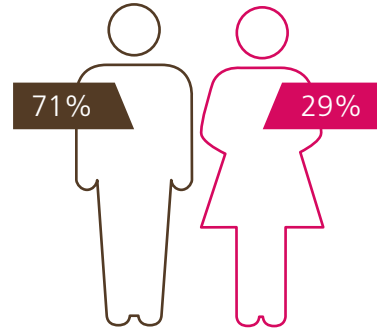
Source: UNODC elaboration of national data.

**FIG. 31** Share of persons prosecuted for trafficking in persons in typical countries of origin, by sex, 2016 (or most recent)  
24 countries (n=2,429)



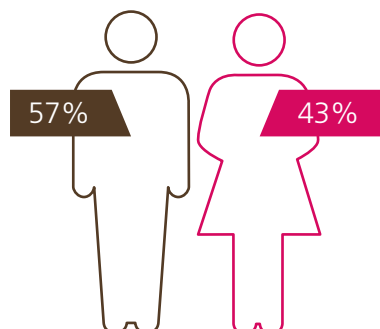
Source: UNODC elaboration of national data.

**FIG. 32** Share of persons prosecuted for trafficking in persons in typical countries of destination, by sex, 2016 (or most recent)  
24 countries (n=2,534)



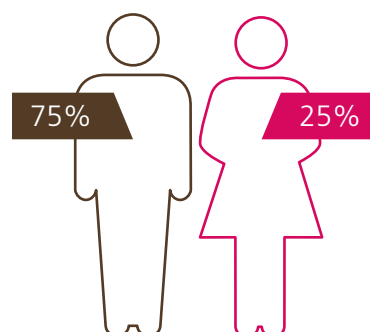
Source: UNODC elaboration of national data.

**FIG. 33** Shares of persons convicted of trafficking in persons in typical countries of origin, by sex, 2016 (or most recent)  
24 countries (n=497)



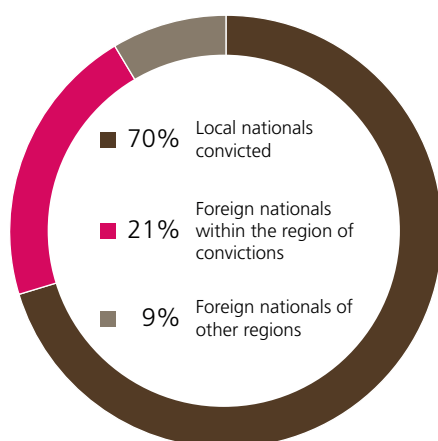
Source: UNODC elaboration of national data.

**FIG. 34** Share of persons convicted of trafficking in persons in typical countries of destination, by sex, 2016 (or most recent)  
24 countries (n=499)



Source: UNODC elaboration of national data.

**FIG. 35** Shares of national and foreign citizens among convicted traffickers (relative to the country of conviction), 2016 (or most recent)  
76 countries (n=3,584)



Source: UNODC elaboration of national data.

countries within the same region as the country of conviction.

For the year 2016, in all other subregions where data were available (the data for North America and South Asia were too weak to include these subregions in the analysis), citizens of the country of conviction comprised the vast majority of convicted offenders, with shares in excess of 70 per cent.

Exceptions to these general patterns were the countries in Western and Southern Europe, and the countries in the Middle East.

**FIG. 36** Shares of national and foreign citizens (relative to the convicting country) among convicted traffickers, by country of origin and destination, 2016 (or most recent)  
24 countries (n=497)



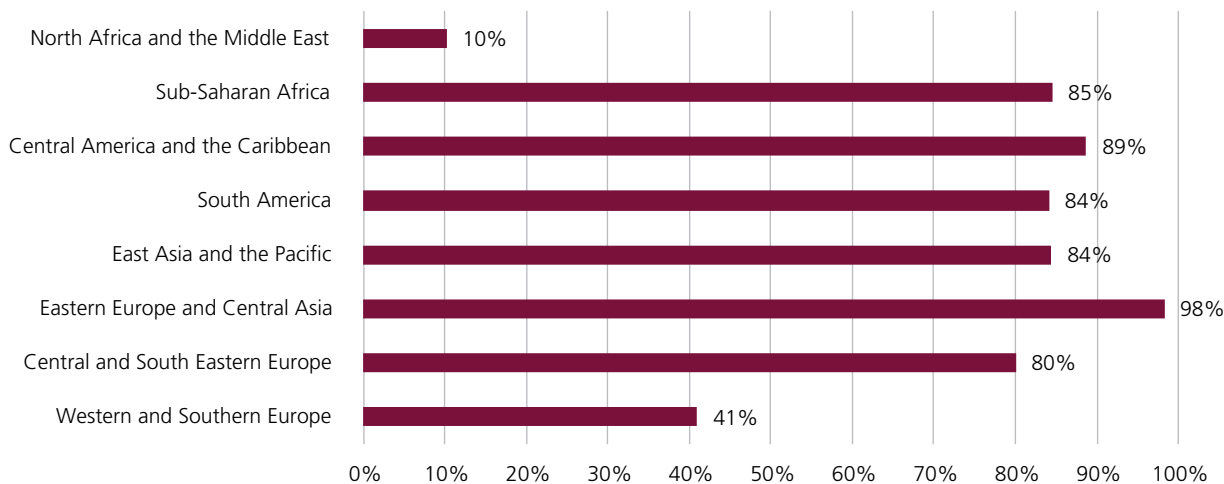
Source: UNODC elaboration of national data.

The larger participation of foreign traffickers in the countries of the Middle East and in Western and Southern Europe can be explained by the fact these are mainly destination areas for cross border trafficking.

Typical countries of origin generally convict few foreigners of trafficking in persons. On the contrary, countries of destination tend to record larger shares of convictions of foreign.

FIG. 37 Shares of traffickers convicted in their country of citizenship, by subregion, 2016 (or most recent)

76 countries (n=3,454 persons convicted)



Source: UNODC elaboration of national data.

### The internet: connecting trafficker and victim

Connections in cyberspace and use of social media networks have developed into the main ways for people to interact in modern societies. However, these opportunities also entail new risks. What may start out as an innocent interaction between individuals may develop into a case of trafficking in persons. The online domain has opened new pathways for traffickers to identify, contact and entrap victims in exploitative ploys.

What is colloquially referred to as ‘the Internet’ provides a broad array of social media platforms, most of which facilitate the sharing of pictures, text and/or video. Traffickers may take advantage of particular features of these platforms, such as encryption of messages, membership based on personalized profiles and hosting of groups of users with particular interests. They may also use internet-based services to carry out anonymous online payments or to distribute pornographic material. The many available ways of using the internet makes it easier for traffickers to identify and get in contact with victims, and at the same time avoid detection by limiting physical interaction.

Traffickers make use of social media networks in different ways. Opportunists who operate alone may use social media primarily to identify and get in contact with potential victims. One example, drawn from a prosecuted trafficking case in Canada illustrates how a female trafficker used a social media platform to get in contact with a female victim while she was searching for apartments online. They got in contact and arranged to meet within 24 hours of the first contact, underlining the aggressive pace of the deceptive ploy. During the meeting, the victim received a drink spiked with sedatives and was then sexually assaulted. The perpe-

trator recorded the assault on video, using the recording to coerce the victim into sexual exploitation, which lasted several months.<sup>a</sup> The case shows how perpetrators sequence their actions by identifying victims on social media, creating dependency, and subsequently entrapping them in exploitative situations. Such cases have been reported from many regions.<sup>b</sup>

Other examples show how trafficking networks use social media applications. In one case, two traffickers from an Eastern European country were in charge of recruitment. They worked with other traffickers within and outside their subregion. The recruiters based their approach on the use of a social media network where persons can create social groups and personalized profiles. They created fake profiles, joined groups and advertised lucrative jobs in order to get in contact with potential victims who aspired to working abroad in modelling. The traffickers recruited 100 girls and convinced them to share revealing pictures of themselves. The pictures were used to coerce them to travel to the traffickers’ intended destination, where they were bought by another trafficker for US\$500 for each. The payments were made via a mobile payment application. The girls stayed at a hotel booked by a new group of traffickers, who used the pictures to coerce the girls into prostitution, eventually handing over half of their earnings. The traffickers never met the girls and were able to facilitate the trafficking online.<sup>c</sup>

In a similar case, traffickers used a social media network to publicize a fake job advertisement. The perpetrators successfully contacted and convinced 15 people to travel to the Middle East, where they were sexually exploited. The case included not only online recruitment of victims, but also accomplices, such as someone to work locally as an enforcer.



Similar approaches have been used in other contexts where traffickers have contacted victims over the Internet, deceived them into travelling abroad and, once isolated, exploited them.<sup>d</sup>

Other cases have involved victims, often children, who were used to produce child sexual abuse imagery (pornography) for online distribution. In some cases, the traffickers were parents, convicted for making child sexual abuse material depicting their children and selling it online.<sup>e</sup> In another case, child sexual abuse images and videos of children were recorded with mobile phones, uploaded, and sold on online platforms. The digital forensics investigation carried out for this case found more than 500,000 pictures of children under 10. The case was initially prosecuted under cyber-crime legislation, and was later extended to include counts of trafficking in persons for sexual exploitation.<sup>f</sup>

These cases demonstrate how traffickers innovate and take advantage of new technologies to work in flexible ways, including extending their operations across borders. The use of Internet-based applications has eased the process of identifying and contacting victims, the logistics of transferring money, and the coordination between different groups. Moreover, the anonymity and ease of use of many online

services simplifies a transnational crime such as trafficking in persons.

- a Case material provided by Canada. Alberta Court of Queen's Bench. The perpetrator was sentenced to eight years imprisonment for several individual charges including human trafficking
- b According to the cases collected for the Global Report, Eastern Europe, South-Eastern Europe, South America, Central America and North America all reported similar cases.
- c Case material provided by Belarus, Pervomaisky District Court, Minsk. Two perpetrators were, respectively, sentenced to imprisonment for three years and payment of a fine of \$3,730, and imprisonment for two years and six months and payment of a fine of \$2,485.
- d Case material provided by Israel, Haifa District Court. The female perpetrator was sentenced to 20 months in prison, fine and forfeiture of cash. The male perpetrator was sentenced to six months imprisonment to be served in community service and a fine.
- e Case material provided by Australia, County Court of Victoria. The offender was sentenced to 22 years' imprisonment; Case material provided by Georgia, Tbilisi City court, convictions for sentences between 11 and 14 years of imprisonments were reported in this case.
- f Case material provided by Thailand, Court Region 5. The perpetrator was sentenced to 4 years imprisonment.

## Gauging the criminal income in trafficking in persons cases

As part of the questionnaire used to gather data for the biennial *Global Report on Trafficking in Persons*, UNODC asks countries to submit brief descriptions of cases of trafficking that have been prosecuted in their jurisdiction in recent years. For the present edition, some 180 cases were received from more than 40 countries. Of these, some 17 cases from 13 different countries contained specific information about the traffickers' income from the crime. In addition, a few cases from the data collection for the 2016 edition were also considered. None of the cases tackled the costs incurred by traffickers, which means that it is not possible to establish the criminal profits.

The case with by far the largest reported criminal income dealt with trafficking for organ removal. It was the only case involving this form of exploitation. A senior physician working in a public hospital in a Central American country was convicted of this form of trafficking, having recruited an organ donor living in deep poverty who received a payment of US\$10,000. The organ was removed from the victim and then transplanted into a recipient – from a Western European country – for a fee of \$200,000. This trafficker was a qualified medical doctor and had access to a private clinic where the surgeries could be carried out.

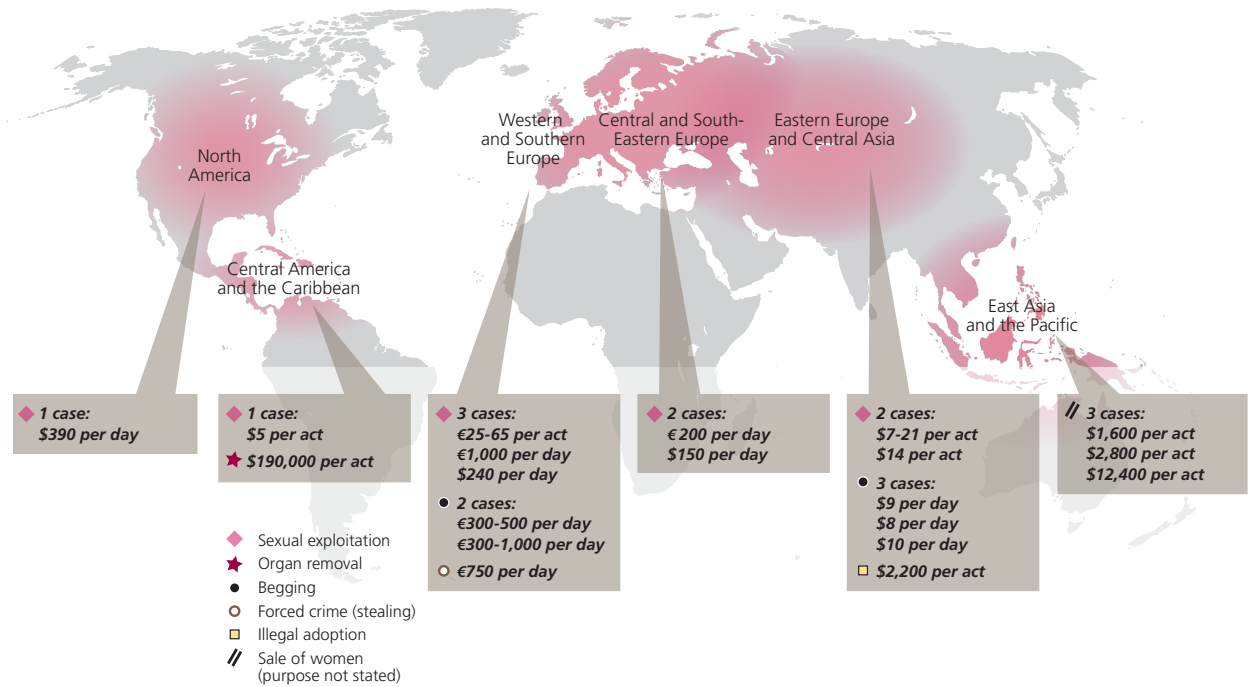
The requirements in terms of skills and equipment rule this particular form of trafficking out for most potential traffickers. It is nonetheless potentially very lucrative, considering the long waiting lists for organ transplants in many countries.

Most of the cases reported to UNODC dealt with trafficking for sexual exploitation. In all these cases, the traffickers controlled the victims and forced them to hand over either all or a significant portion of their profits. They used other methods as well, such as imposing large 'debts' when the victims had travelled to their place of exploitation, extracting 'fines' for a range of insignificant or invented misconduct, and/or obliging women engaging in commercial sex in the streets to pay a daily fee for the 'right' to occupy a particular location.

The largest income is reported from highly developed countries. In one Western European country, customers had to pay a minimum of €50 for a half-hour erotic massage and €130 for intercourse.

A Southern European country reports a price of €120 for half an hour, including intercourse. Such prices have the potential to generate large incomes for traffickers. In a Central European country, for example, a trafficker earned at least €7,000 from forcing one victim into involvement in commercial sex for five weeks.

**Criminal income earned from the exploitation of trafficking victims, by subregion and by type of exploitation, USD \$ or Euro € per victim per day or per act.**



Source: Based on 17 criminal cases reported by 13 countries to UNODC

In other parts of the world, however, the potential income of commercial sex is lower. In a country in South Caucasus and a country in Central America, the price for intercourse is reported to range between \$20 and \$25. Even if the victim is forced to service four customers per night, seven days a week, and assuming the traffickers confiscate the entire payments, in one week, the criminal income would amount to a maximum of \$630. The profit potential varies considerably, seemingly in line with the level of development of the country where the exploitation takes place.

Another form of trafficking that illustrates the variations in criminal income is trafficking for begging. In Eastern Europe and Central Asia, three cases described a daily criminal income per victim of some US\$8-10 per day, whereas in a case from Western and Southern Europe, a victim trafficked for begging was forced to earn some €300-500 per day for the traffickers.

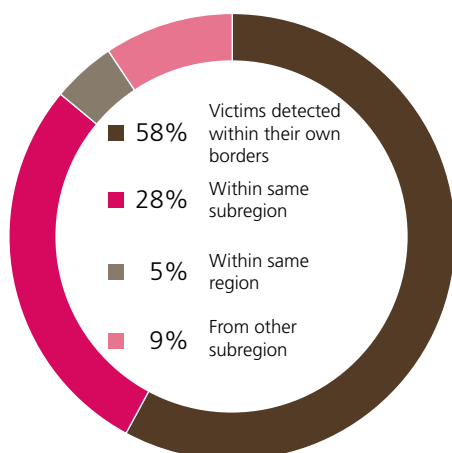
Another case from Western and Southern Europe involved a disabled victim who was first exploited in a country in South-Eastern Europe. There, the forced begging brought income of approximately €150 per day that the traffickers confiscated. After about a month, the victim was moved to a Western European country, where the daily long hours of begging generated income of €300-1,000 per day for the traffickers. The evidence from these cases can only provide a rough indication of the potential criminal income from trafficking for a few forms of exploitation in some areas. The information presented in the map is drawn from a small sample of cases which is not representative of all trafficking cases in the respective areas. Nonetheless, the information illustrates that the criminal income from trafficking in persons varies significantly in terms of the forms of exploitation as well as the location where the exploitation takes place.

## Trafficking flows

The aggregated global figure shows that most detected trafficking victims globally are citizens of the countries where they are detected. In 2016, more than half of the victims whose citizenships were reported were detected in their own countries. This pattern, however, changes in the different regions considered.

A relevant share of the detected victims is trafficked within the same region, with most of these victims trafficked within the same subregion (for example, within North American countries, or within sub-Saharan Africa). Less than one victim out of every ten detected in 2016 were trafficked transregionally. For example, victims were trafficked from South Asia to the Middle East, or from East Asia to Western and Southern Europe.

FIG. 38 Share of detected victims by area of origin and detection\*, 2016 (or most recent)



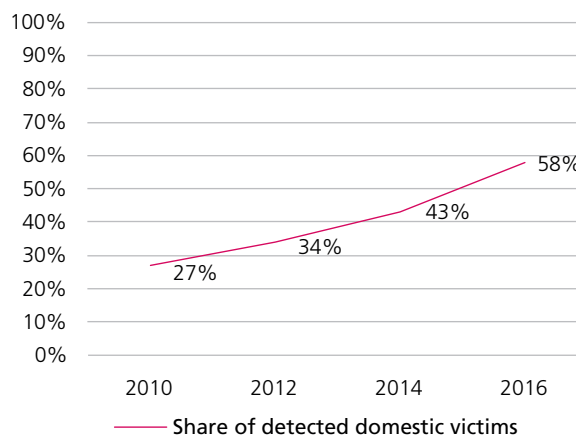
Source: UNODC elaboration of national data.

\* Estimate based on 16,159 detected victims whose citizenship was reported by 90 countries.

Since 2010, there has been a significant and steady increase in the share of victims detected within their own country's borders. The share of identified domestic victims has more than doubled over the last few years, from 27 per cent to 58 per cent in 2016.

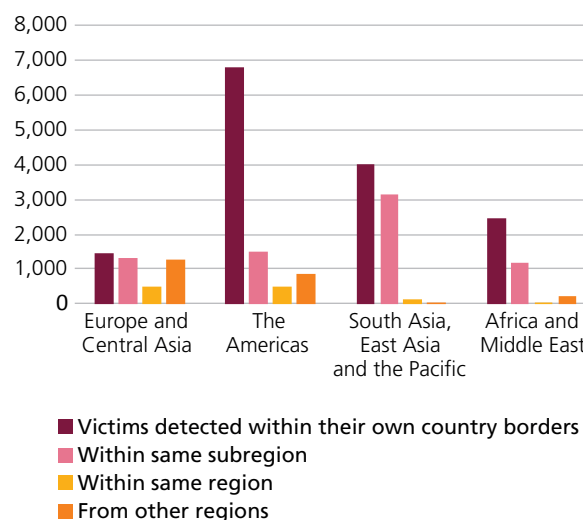
This marked increase could reflect an increased volume of people trafficked in their own countries. In countries characterized to be more typically destinations of cross border trafficking, this may be the result of improved controls at borders, hence more difficulties to traffic victims from abroad. In typical origin countries, improved border controls could also result in more victims being intercepted during the process to be transferred abroad. In this scenario, victims could be recruited for the purpose

FIG. 39 Trend in the share of detected domestic victims, 2010-2016



Source: UNODC elaboration of national data.

FIG. 40 Number of victims by area of origin and of detection, by region, 2016 (or most recent)



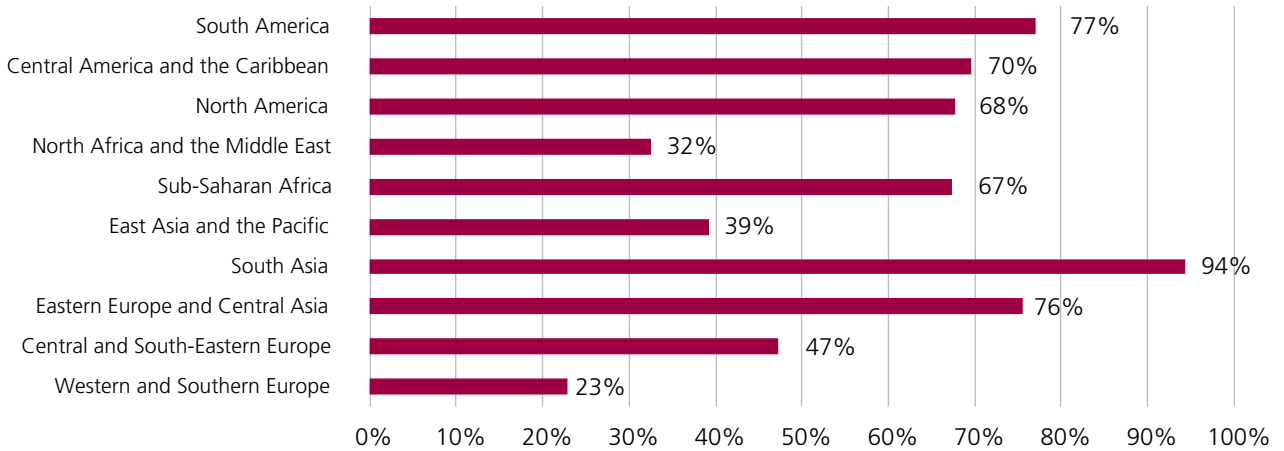
Source: UNODC elaboration of national data.

of being exploited abroad, but detected before leaving the country.

The increasing detection of domestic victims could also be explained in terms of an increased awareness among relevant authorities about domestic trafficking, or in terms of a broadening jurisprudence. National authorities may be prosecuting under the offence of trafficking in persons some cases, which would have been previously recorded under other criminal offences, such as pandering or exploitative labour conditions.

The share of detected domestic victims is very high compared to foreign victims in nearly all areas of the world, excluding Western and Central Europe, the Middle East

FIG. 41 Share of victims detected within their own country's borders, by subregion, 2016 (or most recent)



Source: UNODC elaboration of national data.

and in the affluent countries of East Asia, where the number of foreign victims detected are higher.

Moreover, Western and Southern Europe, the affluent countries of the Gulf Cooperation Council in the Middle East, as well as North America are destinations with significant levels of inbound trafficking from other regions.

Repatriation data<sup>8</sup> can highlight trafficking flows that are not captured by detection data. Overall, this data confirms the general characteristics of trafficking flows; most trafficking flows are of limited geographical reach. Repatriation data only refer to cross-border trafficking – a victim of domestic trafficking cannot be repatriated.

These results are in line with the 2012 and 2014 data, showing that in many countries victims are usually trafficked within the same subregion.

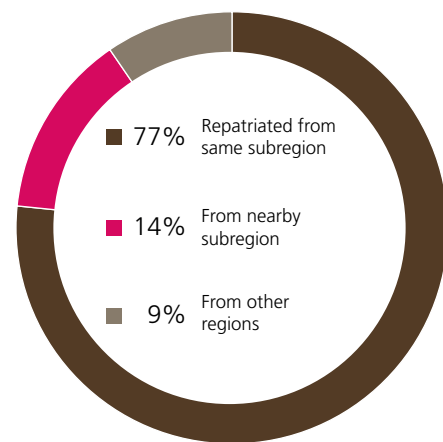
When victims are repatriated from other areas, these are generally in geographic proximity. North African victims, for instance, are repatriated from the Middle East or from Western Europe.

Sub-Saharan Africans are trafficked to and repatriated from other countries in sub-Saharan Africa, but also from North Africa and the Middle East.

In addition to highlighting flows that are not captured by detection data, repatriation data can also help shed light on trafficking flows. Information not easily gleaned only

<sup>8</sup> Repatriation data refer to countries reporting own citizens detected as victim of trafficking in persons in another country and repatriated. The UNODC questionnaire used for this Report, inquires national authorities about the number of own citizens repatriated per year. It further inquires on the countries these victims were repatriated from. This information is used as a proxy for the destinations of these trafficking victims.

FIG. 42 Shares of victims of trafficking repatriated to their country of origin, by repatriating country, 2014-2017



Source: UNODC elaboration of national data.

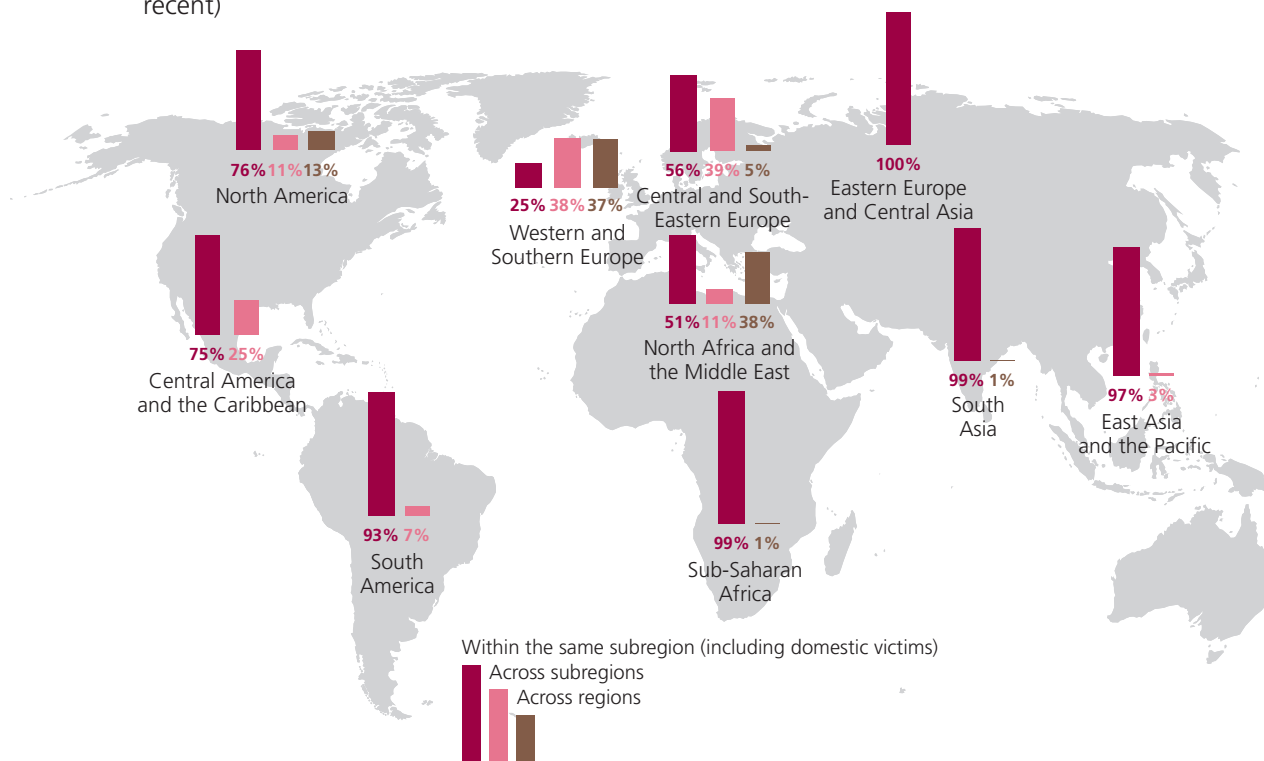
from detection data from destination countries can particularly provide information on those destination countries which do not report trafficking cases.

For example, repatriation data reveal a trafficking flow from sub-Saharan Africa towards the Middle East and North Africa.

Similarly, repatriation data show trafficking flows directed from sub-Saharan Africa to Eastern Europe, and Eastern Europeans trafficked to South-East Asia. Repatriation data also reveal that South American victims are trafficked to East Asia, and victims from Central and South-Eastern Europe are trafficked to Eastern Europe.

Considering data on detection and repatriation together shows that Western and Southern Europe, the Middle East and North America attract victims from a variety of

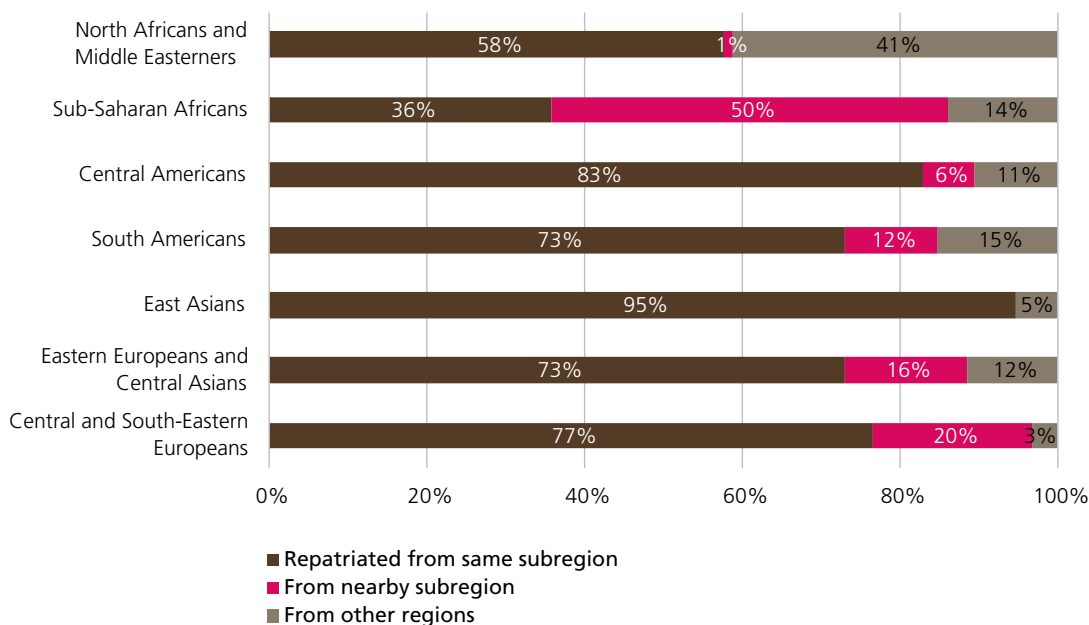
**MAP 5** Share of detected victims by area origin and of detection, by subregion, 2016 (or most recent)



Source: UNODC elaboration of national data.

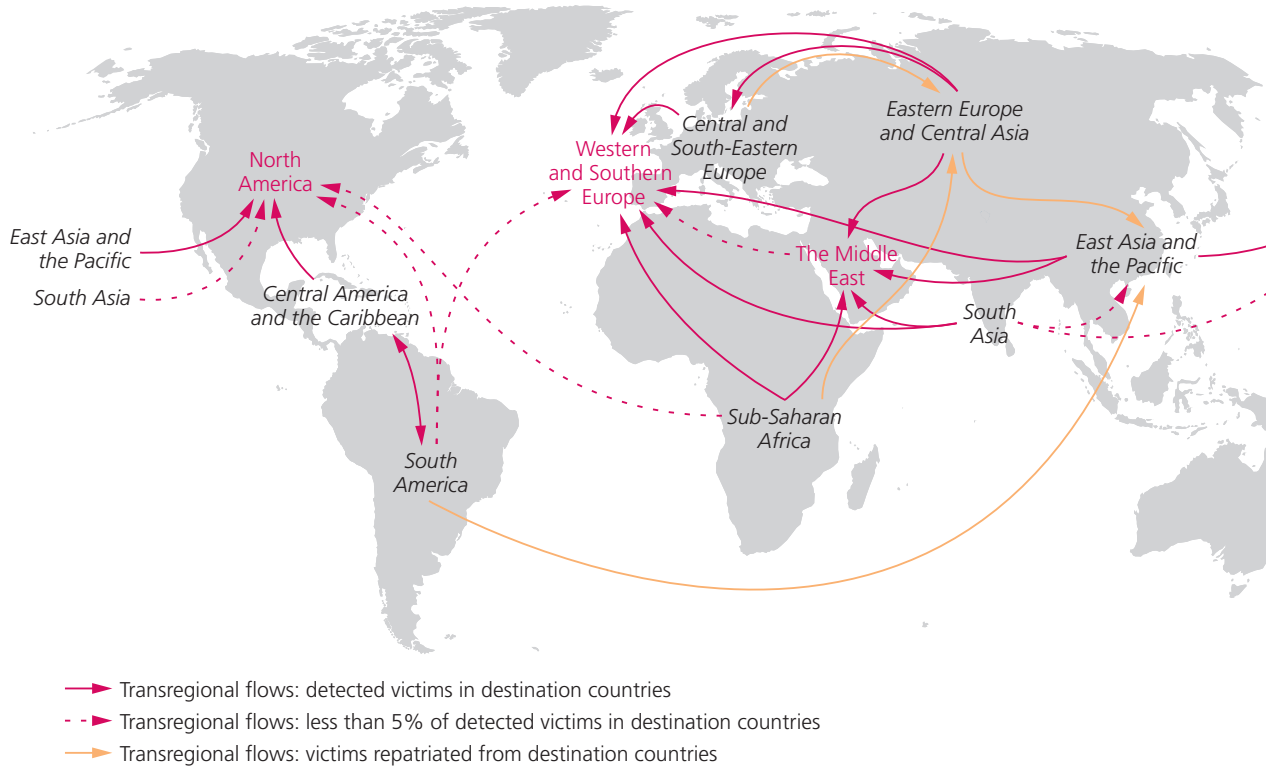
The boundaries and names shown and the designations used on this map do not imply official endorsement or acceptance by the United Nations.

**FIG. 43** Shares of victims of trafficking who were repatriated to their country of origin, by victims' region of origin and trafficking destination, 2014-2017



Source: UNODC elaboration of national data.

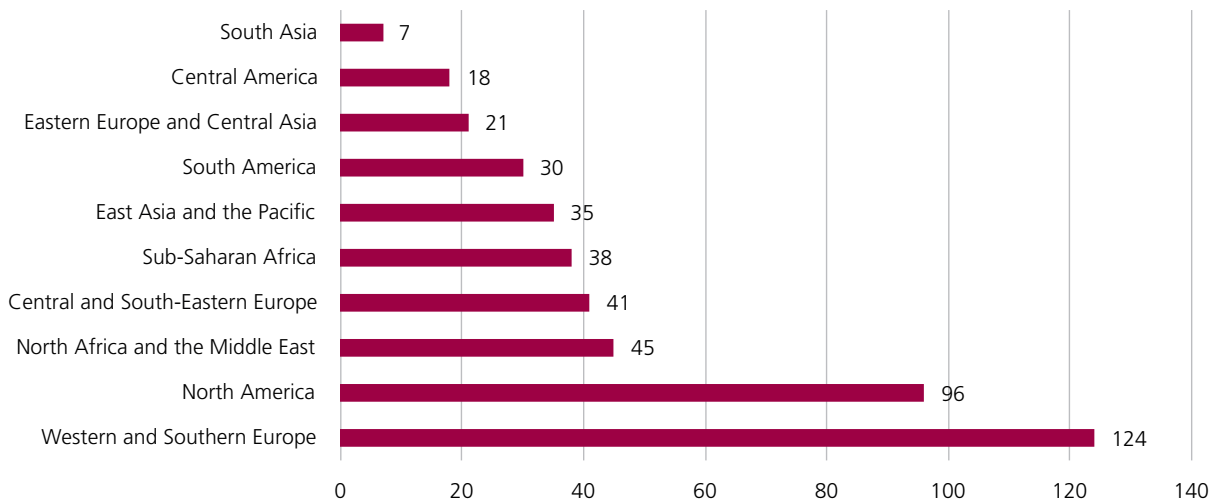
**MAP 6** Main detected transregional trafficking flows, 2014-2017



Source: UNODC elaboration of national data.

*The boundaries and names shown and the designations used on this map do not imply official endorsement or acceptance by the United Nations.*

**FIG. 44** Number of citizenships among victims detected in destination countries, by subregion of detection, 2014-2017



Source: UNODC elaboration of national data.

origins. There is a wide range of citizenships among the victims detected in these three subregions.

Affluent countries in other areas, including in Eastern Europe and East Asia, are also destinations for some trafficking flows from distant origins. Many short-range trans-regional flows, such as between Central and South America, Central and Eastern Europe, sub-Saharan Africa and North Africa, also seem to be significant.

## Institutional response

As of August 2018, 168 countries among the 181 assessed, have legislation in place that criminalizes trafficking in persons broadly in line with the United Nations Trafficking in Persons Protocol, the first global legally binding instrument with an agreed definition of trafficking in persons,<sup>9</sup> entered into force in 2003.

Between August 2016 and August 2018, one country adopted new trafficking legislation and five additional countries amended it from partial compliance to being fully in line with the definition of trafficking of the UN Trafficking in Persons Protocol.

For 12 of the 193 United Nations Member States, the status of their trafficking legislation is unknown to UNODC. Another nine countries have anti-trafficking legislation that only criminalize some aspects of the trafficking definition (for example, only trafficking for sexual exploitation, or trafficking in children). Four countries have criminal codes that do not include the offence of trafficking in persons.

A few countries in West and Southern Africa as well as some small African island states either lack trafficking legislation or have partial legislative coverage.

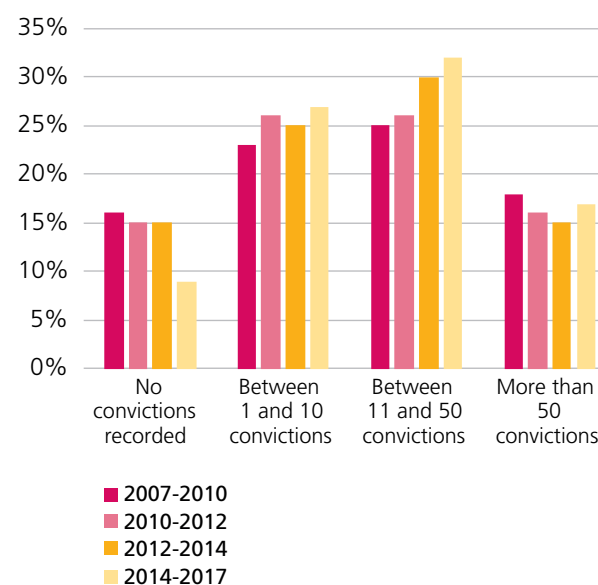
However, the last six years have brought rapid improvements, as some 15 countries amended their criminal codes to introduce a trafficking offence in line with the UN Trafficking in Persons Protocol definition. In North Africa and the Middle East only a couple of countries have not yet introduced specific trafficking legislation.

Most European countries introduced the offence of trafficking before 2004. Most Asian countries introduced trafficking legislation between 2004 and 2012, and similar measures were followed by countries in the Americas. Countries in Africa and the Middle East have a more recent anti trafficking legislative framework.

The criminal justice response to trafficking in persons follows geographical patterns that seem to be connected to the time of introduction of national trafficking legislation. For example, most countries in sub-Saharan Africa are recording a limited number of convictions, with some countries registering no convictions at all during the reporting period (2014-2017).

As discussed in the first section of the Report, the total number of convictions recorded has generally increased. Over the past ten years, the share of countries recording no convictions declined from 15 per cent to nine per cent. Some countries recorded their first convictions during the 2014-2016 period; reflected in the increasing size of the group recording from one up to 10 convictions per year. The group of countries reporting 11-50 convictions has increased significantly in recent years.

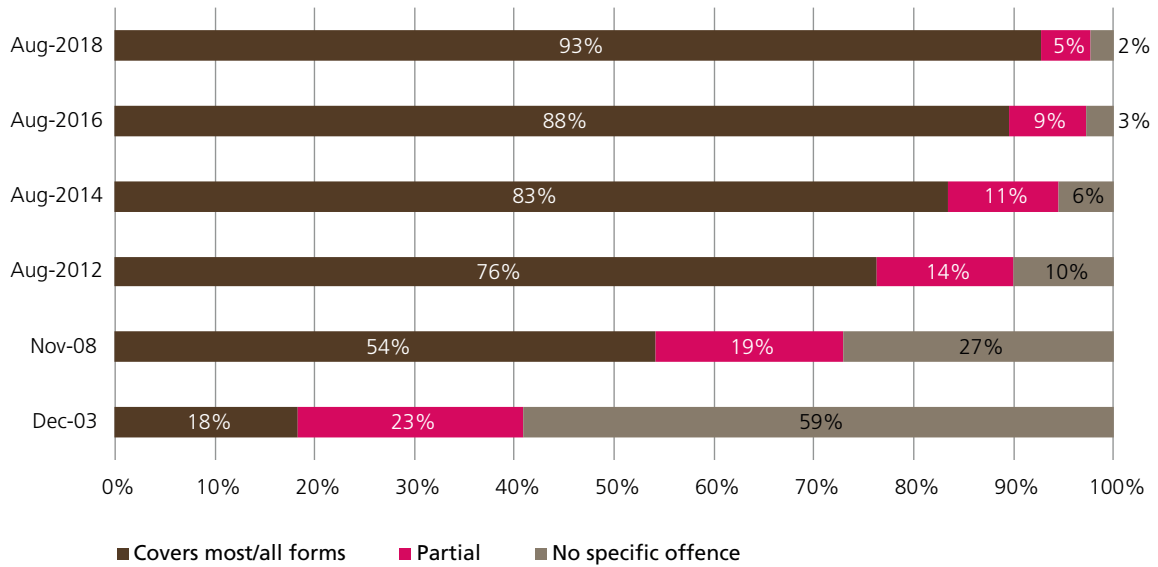
FIG. 45 Share of countries according to the number of convictions recorded per year, by reporting period, 2007-2017



Source: UNODC elaboration of national data.

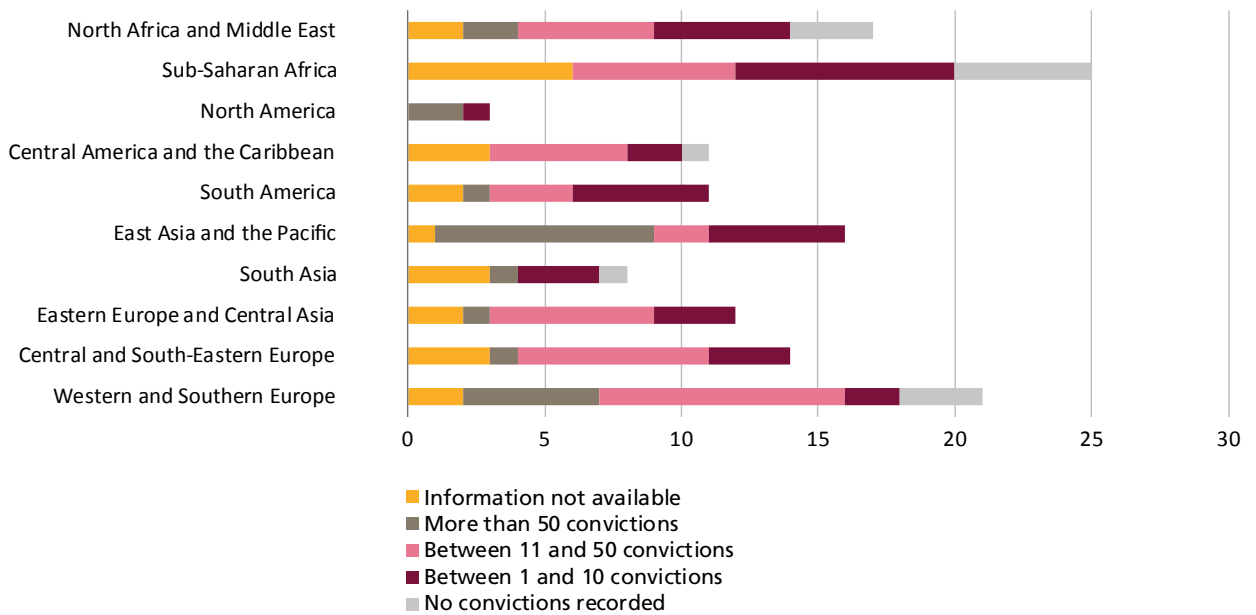
<sup>9</sup> Protocol to Prevent, Suppress and Punish Trafficking in Persons, Especially Women and Children, supplementing the United Nations Convention against Transnational Organized Crime.

FIG. 46 Criminalization of trafficking in persons with a specific offence covering all or some forms as defined in the UN Protocol, shares of countries 2003-2018



Source: UNODC elaboration of national data.

FIG. 47 Number of countries reporting trafficking convictions, by region and number of convictions, 2014-2017



Source: UNODC elaboration of national data.



## The International Organization for Migration's Counter Trafficking Data Collaborative

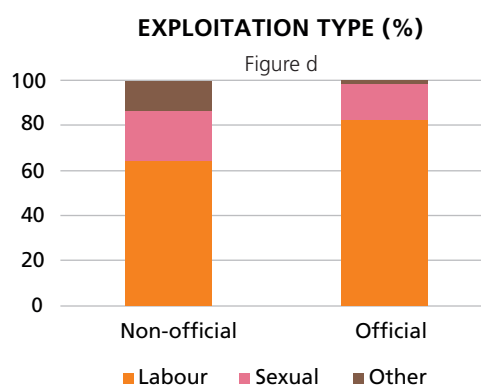

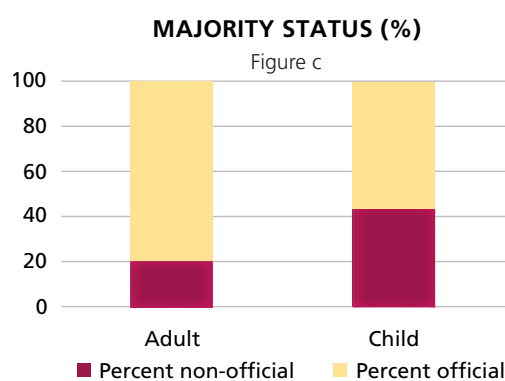
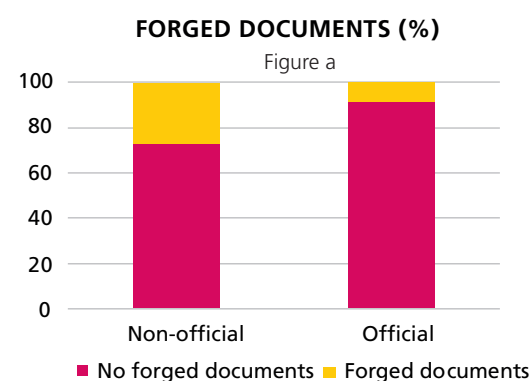
Text and data contributed by the International Organization for Migration

In 2017, the International Organization for Migration (IOM) launched the Counter Trafficking Data Collaborative (CTDC), the first global data hub on human trafficking, with data contributed by counter-trafficking organizations from around the world. CTDC combines the three biggest case-level “victim of human trafficking” datasets from IOM, Polaris and Liberty Asia resulting in one centralized dataset with information on over 90,000 victims of human trafficking, with 169 nationalities exploited in 172 countries. Facilitating an unparalleled level of access, CTDC regularly publishes thematic visual analysis on the site, and allows researchers to carry out their own analysis through downloading the publicly available, anonymized version of the dataset.

Recently published data on CTDC has yielded new insights into the journey routes victims of trafficking take. Based on data on individuals assisted by IOM, the analysis reveals key characteristics of trafficked victims' journeys. Importantly, these data indicate that among victims assisted, nearly 80% of international trafficking journeys cross through official border points, such as airports and land border control points. Crossing at an official border point does not necessarily mean that victims are crossing the border regularly: in 9% of cases, victims travel with forged documents (figure a). In addition, those trafficked through official border

points are almost as likely to be exploited during their journey as those who are trafficked through unofficial border points. Those who are not exploited during their journey may be unaware that they will be exploited once they arrive at their destination (figure b).

The profile of victims can differ significantly depending on whether they pass through official or non-official border points. For instance, children are less likely to be trafficked through official border points: out of all the children in the sample, non-official border points are used in 44% of cases, against 20% for adults (figure c). In addition, victims of trafficking for labour exploitation are more likely to pass through official border points than victims of sexual exploitation. Trafficking for labor exploitation makes up 83% of official border crossings, while trafficking for sexual exploitation makes up only 15% of official border crossings (figure d). There are also differences in the modes of transport used by victims, with about a third of official border points crossed by bus, another third by train, and 20% by plane. In comparison, unofficial borders are crossed mainly by car (28%), bus (26%) and train (15%). Victims trafficked through non-official border points also tend to be trafficked for a longer period of time: 25% of them are trafficked for more than two years, while the same figure for victims trafficked through official border points is 19%.



Source: IOM-CTDC.







## CHAPTER II

### REGIONAL OVERVIEWS

#### WESTERN AND SOUTHERN EUROPE<sup>10</sup>

##### Profile of the victims

While most of the trafficking victims detected in this sub-region are women (52 per cent), the share of men appears to continue to increase. The United Kingdom reported a greater share of victims who were men than women in 2016. Conversely, some others (Austria, Germany and Norway) reported decreasing numbers of men among the detected trafficking victims. The share of detected child victims (25 per cent) has not changed significantly since 2014.

##### Forms of exploitation

Trafficking for the purpose of sexual exploitation continues to be the most commonly detected form in this sub-region (66 per cent of total detected victims). Trafficking for forced labour accounts for less than one third of the detected victims. In addition, two detected victims had been trafficked for the purpose of organ removal. Belgium and the United Kingdom reported having detected more victims of trafficking for forced labour than for sexual exploitation.

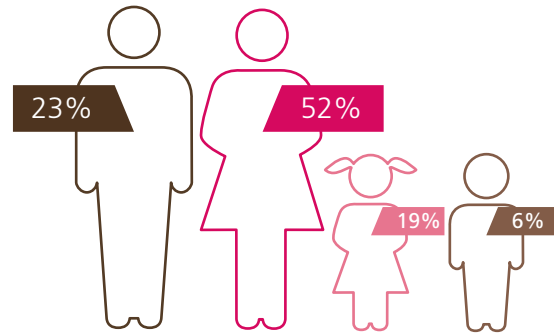
The subregional breakdown of the detected forms of exploitation did not significantly change compared to 2014. A slight reduction was found for the share of detected victims trafficked for forced labour (from 30 per cent in 2014 to 27 in 2016) and an increase for 'other' forms of trafficking (from 4 to 7 per cent). The vast majority of detected victims of sexual exploitation continue to be women, reaching nearly 72 per cent in 2016. Looking at detected male victims trafficked for sexual exploitation, in general, there tends to be more men than boys.

The 'other' forms of exploitation detected in this sub-region included trafficking for exploitation in begging, forced criminality, and forced or sham marriage.

In 2016, for example, Spain reported having detected 15 victims who were trafficked for the purpose of forced criminal activities, while Greece reported 11 victims of trafficking for forced begging and Cyprus detected 17 victims of trafficking for sham marriage.

10 This subregion consists of the following countries: Andorra, Austria, Belgium, Cyprus, Denmark, Finland, France, Germany, Greece, Ireland, Italy, Liechtenstein, Luxembourg, Malta, Netherlands, Norway, Portugal, Spain, Sweden, Switzerland, Turkey and the United Kingdom.

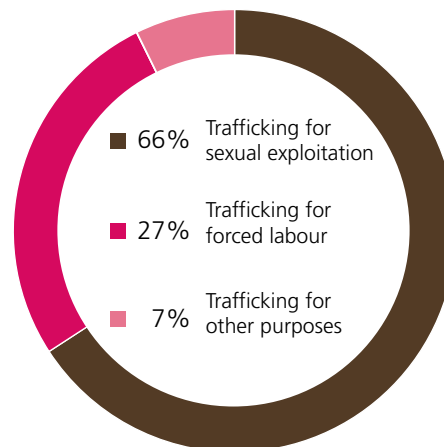
FIG. 48 Share of detected victims of trafficking in Western and Southern Europe\*, by age group and sex, 2016 (or most recent)



Source: UNODC elaboration of national data.

\*Based on information on the sex and age for 5,522 victims detected in 20 countries in Western and Southern Europe.

FIG. 49 Share of detected victims of trafficking in Western and Southern Europe\*, by forms of exploitation, 2016 (or most recent)



Source: UNODC elaboration of national data.

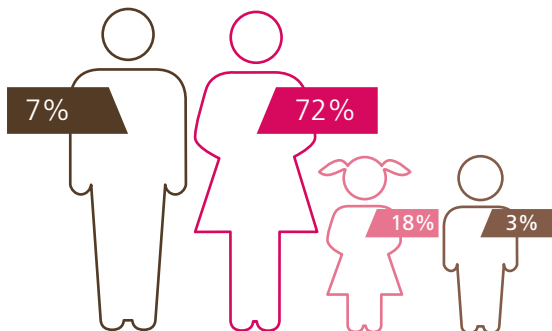
\*Based on information on the form of exploitation for more than 5,500 victims detected in 18 countries in Western and Southern Europe.

##### Profile of the offenders<sup>11</sup>

The vast majority of those suspected, prosecuted, or convicted of trafficking in persons in this subregion are males. In 2016, the share of males was more than twice as large as that of females investigated or arrested, prosecuted, or

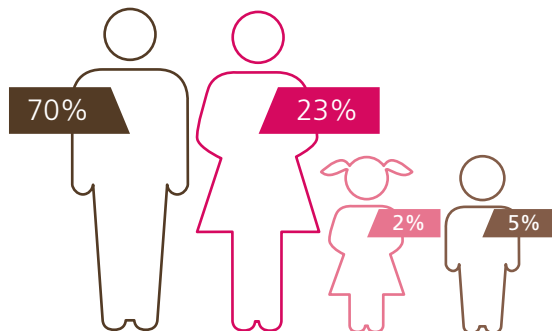
11 In Western and Southern Europe, 12 countries reported the sex of 12,226 people investigated for trafficking in persons. Nine countries reported the sex of 6,055 people prosecuted for this crime, while eight countries reported on 1,305 people convicted, all between 2014 and 2017.

**FIG. 50** Share of detected victims of trafficking for sexual exploitation in Western and Southern Europe, by age group and sex, 2016 (or most recent)  
13 countries (n=2,419 victims)



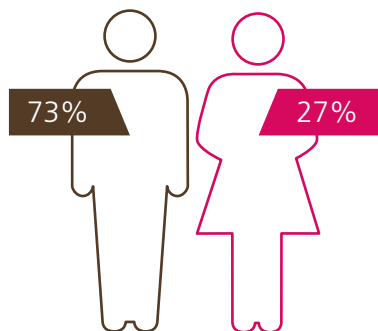
Source: UNODC elaboration of national data.

**FIG. 51** Share of detected victims of trafficking for forced labour in Western and Southern Europe, by age group and sex, 2016 (or most recent)  
13 countries (n=949 victims)



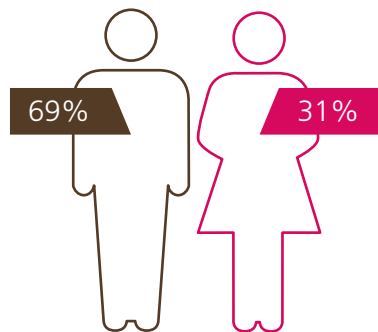
Source: UNODC elaboration of national data.

**FIG. 52** Share of persons investigated or arrested for trafficking in persons in Western and Southern Europe, by sex, 2016 (or most recent)  
11 countries (n=4,513)



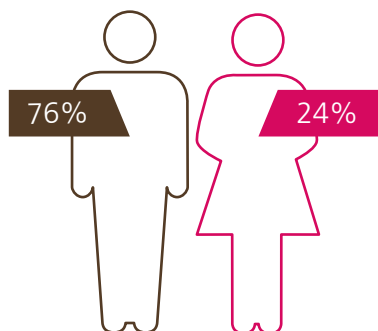
Source: UNODC elaboration of national data.

**FIG. 53** Share of persons prosecuted for trafficking in persons in Western and Southern Europe, by sex, 2016 (or most recent)  
9 countries (n=1,864)



Source: UNODC elaboration of national data.

**FIG. 54** Share of persons convicted of trafficking in persons in Western and Southern Europe, by sex, 2016 (or most recent)  
8 countries, (n=310 persons convicted)

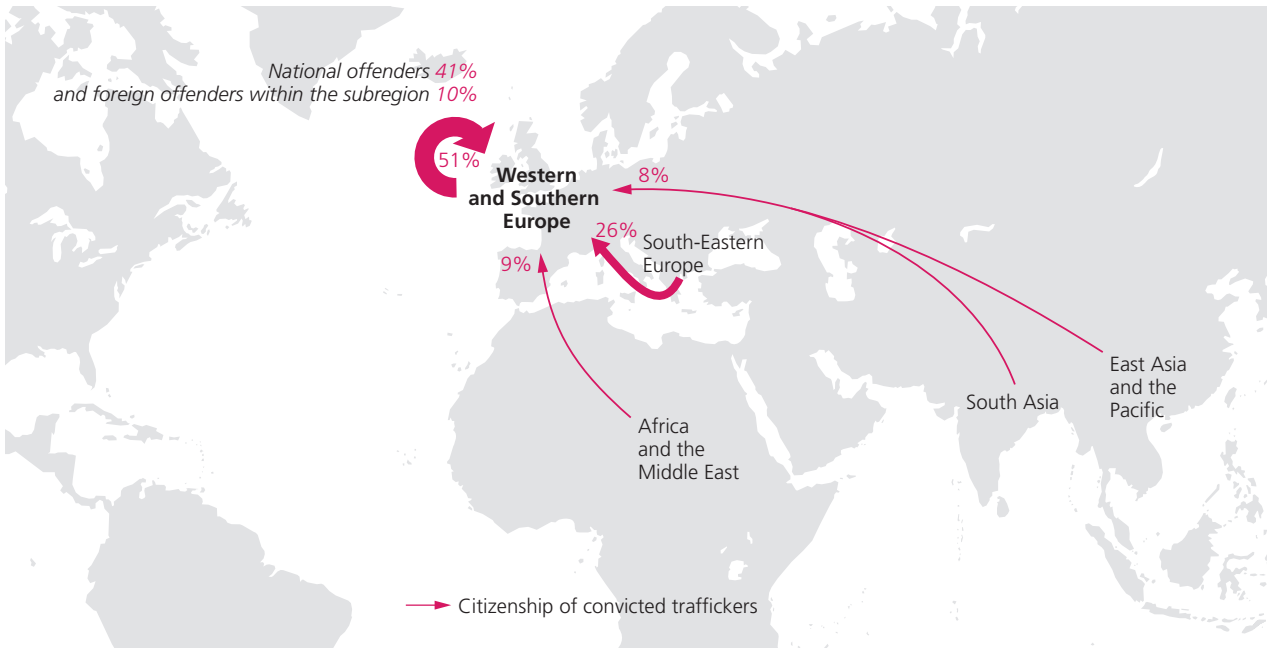


Source: UNODC elaboration of national data.

convicted. In terms of convictions, out of the 310 persons who were convicted in the eight countries that reported the sex of traffickers, 76 per cent were males. The ratio of males to females prosecuted and convicted remained close to that of the last reporting period.

Most of the traffickers who are convicted in the first court instance in Western and Southern Europe are foreigners in the countries where they were convicted. This was true for about 59 per cent of those convicted in the subregion in 2016. These foreigners are mainly other European citizens, generally from South-Eastern Europe, from other Western and Southern European countries, or from Central Europe. Compared to 2014, the share of Europeans among foreign traffickers convicted in Western and Southern Europe seems to have increased from 74 to 81 per cent.

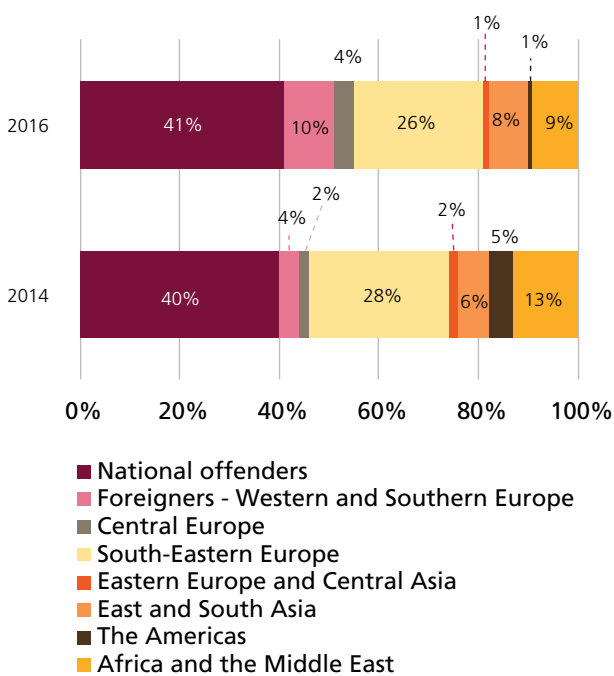
**MAP 7** Share of traffickers convicted in Western and Southern Europe, by area of citizenship, 2016 (or most recent)  
10 countries (n=1,015 persons convicted)



Source: UNODC elaboration of national data.

Note: The boundaries and names shown and the designations used on this map do not imply official endorsement or acceptance by the United Nations.

**FIG. 55** Trend in the shares of traffickers convicted in Western and Southern Europe, by area of citizenship, 2014 and 2016



Source: UNODC elaboration of national data.

### Trafficking flows affecting Western and Southern Europe

In line with the global trend, the detection of own nationals as trafficking victims has been increasingly recorded across the countries of Western and Southern Europe. As for cross-border trafficking, the main origins of inbound flows remain the countries in Central and South-Eastern Europe, although the detection of these flows has declined markedly compared to 2012 and 2014. Victims from South-Eastern Europe have been recorded in large numbers in almost every part of this subregion.

Victims from Central Europe are also detected in many parts of Western and Southern Europe, though to a lesser extent.

Some Western European countries report having detected victims from the Baltic countries of Latvia and Lithuania, with larger numbers in the United Kingdom. It appears that countries in Western and Southern Europe are increasingly detecting victims from other (affluent) countries in this subregion.

Outside of the region of Western and Central Europe, sub-Saharan Africa remains the most relevant origin of detected trafficking flows into Western and Southern Europe.

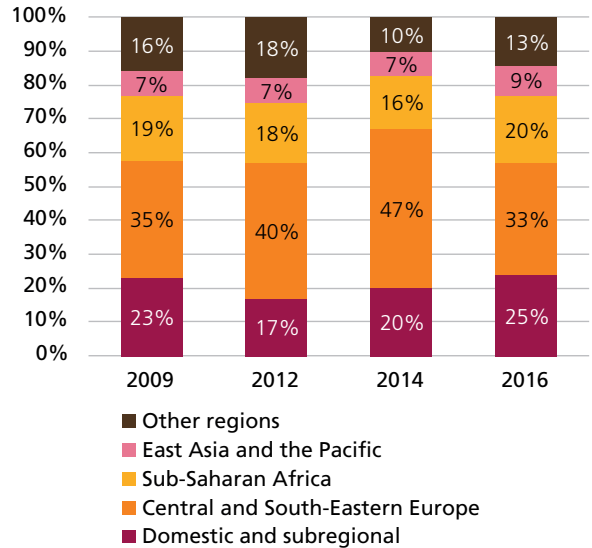
The share of detected victims with citizenships from this part of the world has increased somewhat in recent years. Among sub-Saharan African victims, the largest part of this flow consists of victims trafficked from West Africa. Victims from West Africa comprised about 16 per cent of the victims detected in Western and Southern Europe in 2016. These victims have been detected in almost every country of this subregion.

Detected victims from East Africa mainly originate from the Horn of Africa. Few victims are trafficked from Southern Africa to Western and Southern Europe.

Victims from East Asia and the Pacific account for less than 10 per cent of the total, but they are detected, even if in small numbers, in most countries of this subregion. Most of the detected victims from East Asia come from South-East Asia: from the Philippines, Thailand and to a lesser extent, from China and Viet Nam. Compared to previous years, detections of victims with these citizenships appear to have become more frequent.

Victims from South Asia (and South-West Asia) are also detected in many parts of Western and Southern Europe. They account for about 5 per cent of the total detected victims in this subregion. Victims are trafficked from most South Asian countries, including Bangladesh, India, and

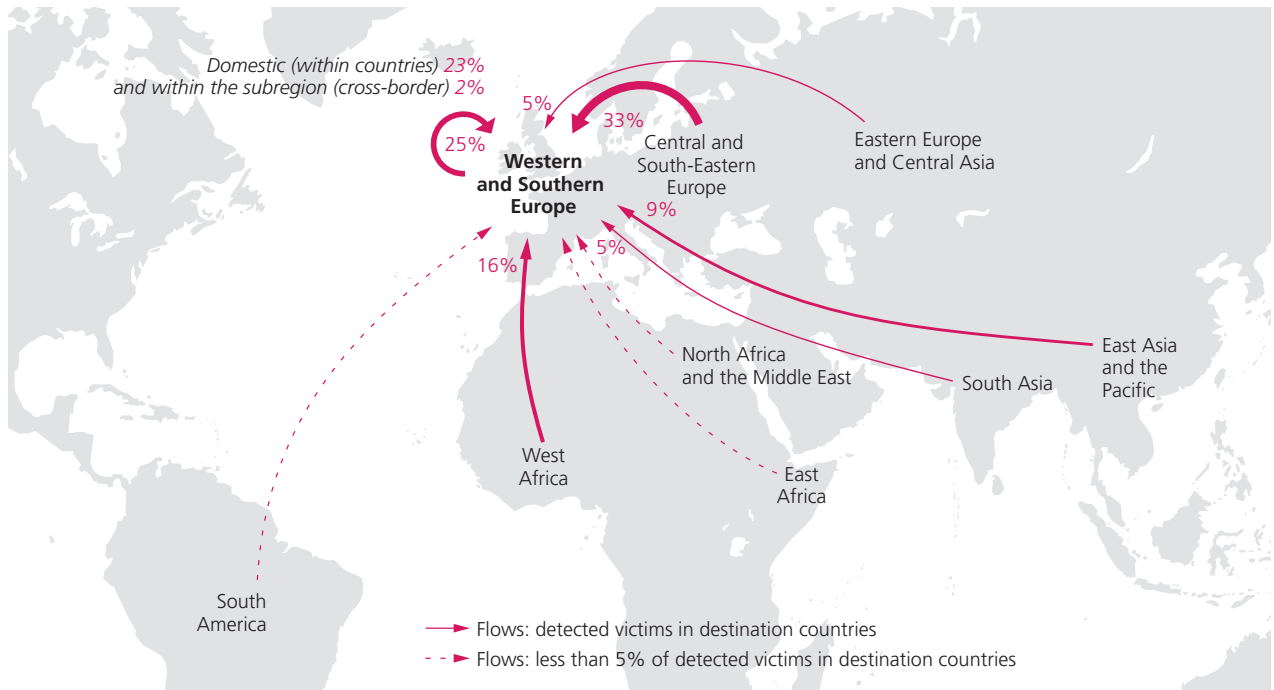
FIG. 56 Trends in share of trafficking victims detected in Western and Southern Europe, by major areas of origin, 2009-2016



Source: UNODC elaboration of national data.

Pakistan, and to a limited extent also from Nepal and Sri Lanka. Victims from Afghanistan have been detected in the Nordic countries, the Netherlands, and the United Kingdom.

MAP 8 Share of trafficking victims detected in Western and Southern Europe, by major areas of origin, 2016 (or most recent)



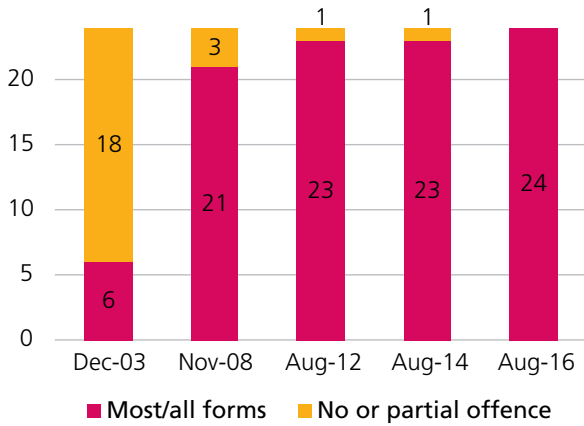
Source: UNODC elaboration of national data.

\*Based on information on the citizenship of 3225 detected victims detected in 18 countries in Western and Southern Europe.

Note: The boundaries and names shown and the designations used on this map do not imply official endorsement or acceptance by the United Nations.



**FIG. 57** Trend in the number of countries in Western and Southern Europe introducing a specific offence on trafficking in persons, December 2003-August 2016

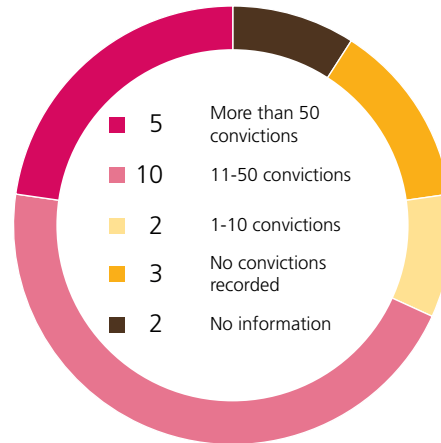


Source: UNODC elaboration of national data.

In recent years, victims from Eastern Europe and Central Asia have been increasingly detected in Western and Southern Europe. Victims of other Eastern European and Central Asian citizenships are mainly reported in Turkey.

Victims from the Americas are less frequently detected than in the past. Currently, this trafficking flow appears to be very limited.

**FIG. 58** Number of countries in Western and Southern Europe, by number of trafficking convictions, 2014-2017 (one year within the period)

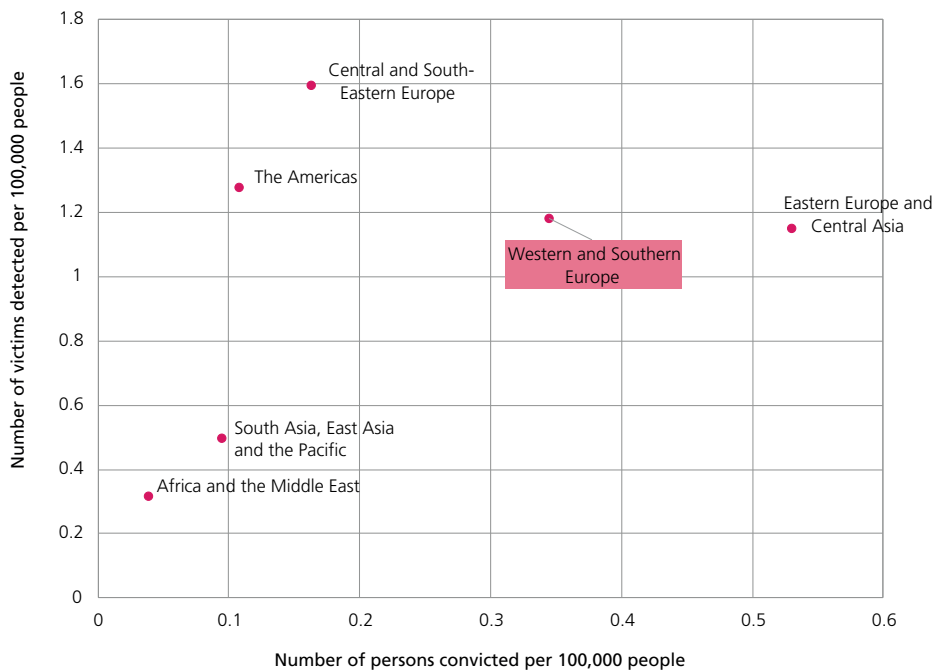


Source: UNODC elaboration of national data.

### Criminalizing trafficking in persons

Most of the countries of Western and Southern Europe introduced the specific offence of trafficking in persons after the UN Trafficking in Persons Protocol entered into force in December 2003. By November 2008, most of these countries had legislation criminalizing trafficking in persons as defined in the Protocol.

**FIG. 59** Subregions by their average trafficking in persons' conviction rates (horizontal axis) and victims' detection rate (vertical axis), in 2016 (or most recent)



Source: UNODC elaboration of national data.

The majority of the countries in this subregion recorded a number of convictions between 11 and 50, while five countries recorded more than 50 per year in any of the years considered (2014-2017). No convictions were recorded in small Western European city states/countries.

The number of convictions per capita also shows a more decisive criminal justice response than in most other regions of the world.

The conviction rate recorded in Western and Southern Europe is higher than rates recorded in East and South Asia, Africa and the Middle East and the Americas, and lower than those recorded in Eastern Europe and Central Asia. The number of detected victims per 100,000 people is among the highest in the world, at the same level of detection rates recorded in North America.

## CENTRAL AND SOUTH-EASTERN EUROPE<sup>12</sup>

### Profile of the victims

Countries in this subregion detect fewer male victims than the global average. About 4 in 5 detected trafficking victims were females in 2016. However, some countries (Lithuania, Romania, and Slovakia) reported more or less the same number of women and men among the detected victims.

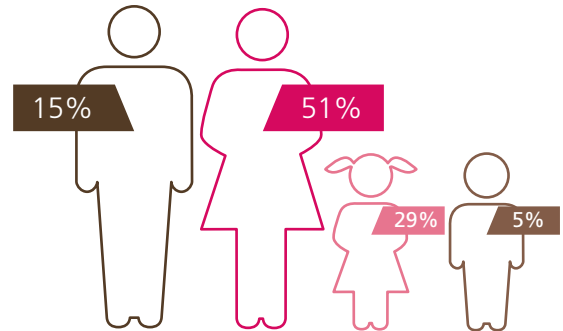
In terms of trends, compared to 2014, it appears that the share of detected child victims in Central and South-Eastern Europe – particularly girls – is increasing, whereas the share of men is decreasing. Some countries (Bosnia and Herzegovina, Hungary and Romania) reported having detected more child victims than adults in the period considered. In a longer-term perspective, going back to 2014, there has been a significant reduction in the shares of men among detected victims in this subregion, while there are increased shares of child victims.

### Forms of exploitation

In Central and South-Eastern Europe, 70 per cent of the total detected victims are trafficked for sexual exploitation. One third of the victims are trafficked for forced labour or for ‘other’ purposes.

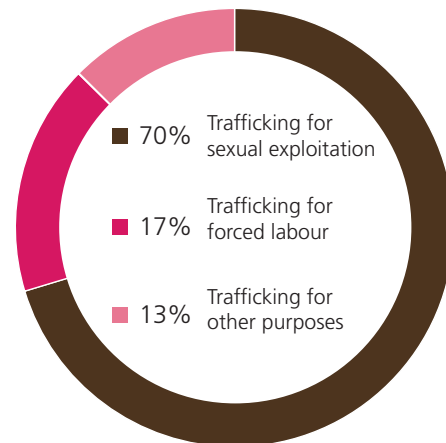
12 This subregion consists of the following countries: Czechia, Estonia, Hungary, Latvia, Lithuania, Poland and Slovakia (Central Europe) and Bosnia and Herzegovina, Bulgaria, Croatia, Montenegro, Romania, Serbia, Slovenia and the former Yugoslav Republic of Macedonia (South-Eastern Europe).

FIG. 60 Share of detected victims of trafficking in Central and South-Eastern Europe\*, by age group and sex, 2016 (or most recent)



Source: UNODC elaboration of national data.  
\*Based on information on the sex and age of more than 1,900 victims of trafficking in persons detected in 15 countries in Central and South-Eastern Europe.

FIG. 61 Share of detected victims of trafficking in Central and South-Eastern Europe, by forms of exploitation, 2016 (or most recent)

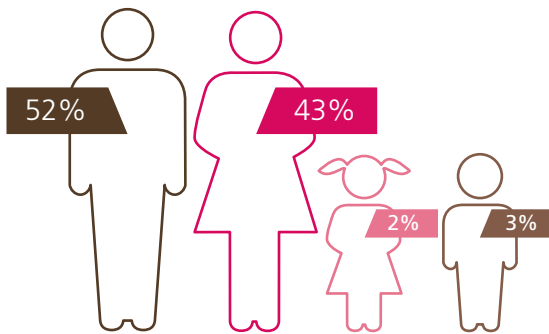


Source: UNODC elaboration of national data.  
\*Based on information on the form of exploitation for 1,382 victims of trafficking in persons detected in 14 countries in Central and South-Eastern Europe

Also in this subregion - as for Western and Southern Europe as well as globally - a reduction in the share of detected victims who were trafficked for forced labour can be observed compared to the victims detected in 2014 (from 23 to 17 per cent). For sexual exploitation, there appears to have been an increase, from 65 to 70 per cent over the same period.

The vast majority of detected victims who have been trafficked for sexual exploitation in this subregion continue

**FIG. 62** Share of detected victims of trafficking for forced labour in Central and South-Eastern Europe, by age group and sex of the victims, 2016 (or most recent)  
10 countries (n=201 victims)



Source: UNODC elaboration of national data.

to be females. This number mostly comprises women, but Hungary reported detecting more girls as victims of this form of trafficking. Males are detected in far smaller numbers. However, boys tend to be trafficked for sexual exploitation more than men.

Trafficking for forced labour mainly affects men. However, the percentage of female victims - largely women - is relatively high, amounting to about 43 per cent of victims of this form of trafficking.

As for forms of trafficking different from sexual exploitation or forced labour, five victims of trafficking for the purpose of organ removal were reported in this subregion between 2014 and 2017.

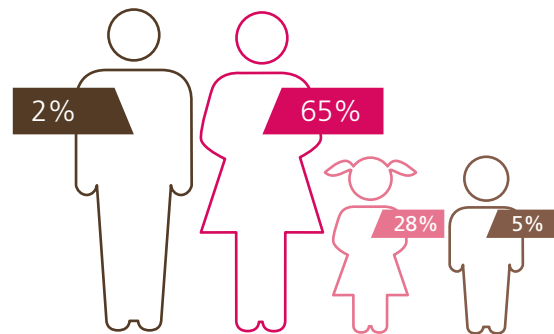
Victims were also trafficked for 'other' purposes including sale of children, forced begging and criminal activity. Trafficking for begging was recorded in the Western Balkans, as well as in other parts of this subregion. Trafficking for criminal activity was reported by the Baltic countries, and also by countries in the Western Balkans. There were also reports of (pregnant) women and girls who were trafficked for the purpose of selling their children.

### Profile of the offenders

As in other parts of Europe, far more men are investigated, prosecuted and/or convicted of trafficking in persons in Central and South-Eastern Europe than women.

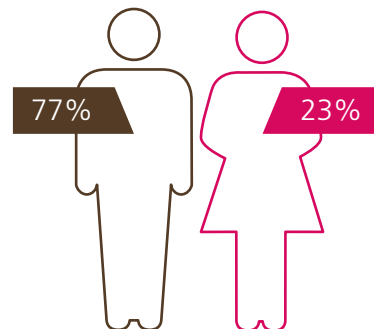
The vast majority of the people convicted of trafficking in persons in this subregion are citizens of the country of conviction (80 per cent), or of neighbouring countries in Central and South-Eastern Europe or Eastern Europe.

**FIG. 63** Share of detected victims of trafficking for sexual exploitation in Central and South-Eastern Europe, by age group and sex of the victims, 2016 (or most recent)  
10 countries (n=930 victims)



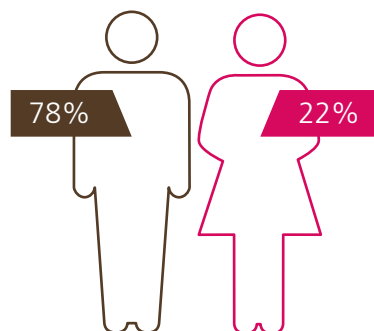
Source: UNODC elaboration of national data.

**FIG. 64** Share of persons investigated or arrested for trafficking in persons in Central and South-Eastern Europe, by sex, 2016 (or most recent)  
13 countries (n=840)



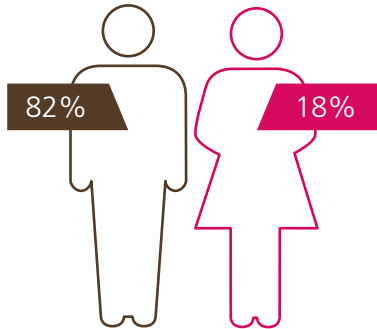
Source: UNODC elaboration of national data.

**FIG. 65** Share of persons prosecuted for trafficking in persons in Central and South-Eastern Europe, by sex, 2016 (or most recent)  
12 countries (n=764)



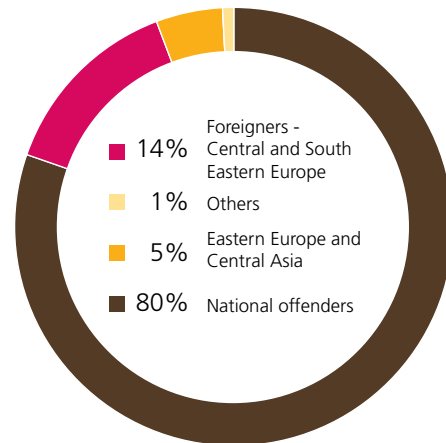
Source: UNODC elaboration of national data.

**FIG. 66** Share of persons convicted of trafficking in persons, in Central and South-Eastern Europe, by sex, 2016 (or most recent)  
10 countries (n=141)



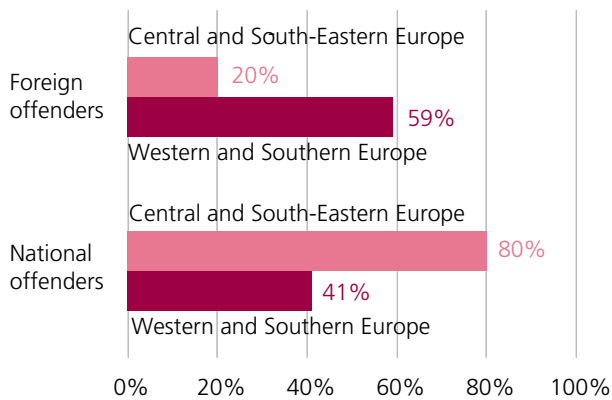
Source: UNODC elaboration of national data.

**FIG. 67** Shares of offenders convicted in Central and South-Eastern Europe, by area of citizenship, 2016 (or most recent)



Source: UNODC elaboration of national data.

**FIG. 68** Comparison of the shares of national and foreign citizens convicted in Western and Southern Europe and in Central and South-Eastern Europe, 2016 (or most recent)



Source: UNODC elaboration of national data.

The chart above shows the difference in the citizenship profiles of convicted traffickers in Western and Southern Europe, and in Central and South-Eastern Europe, in connection with the different positions these two subregions have in the trafficking process (one primarily a destination for trafficking victims, the other primarily an origin).

### Trafficking flows affecting Central and South-Eastern Europe

Central and South-Eastern Europe is primarily a subregion of origin for detected victims who are trafficked to other European countries. Victims from this subregion are detected in large numbers in Western and Southern

Europe as well as in other countries within Central and South-Eastern Europe. Repatriation data also reveal a flow from Central and South-Eastern Europe to Eastern Europe. These regional flows are detected in large numbers, while it is very rare to find detected victims from Central and South-Eastern Europe in other parts of the world.

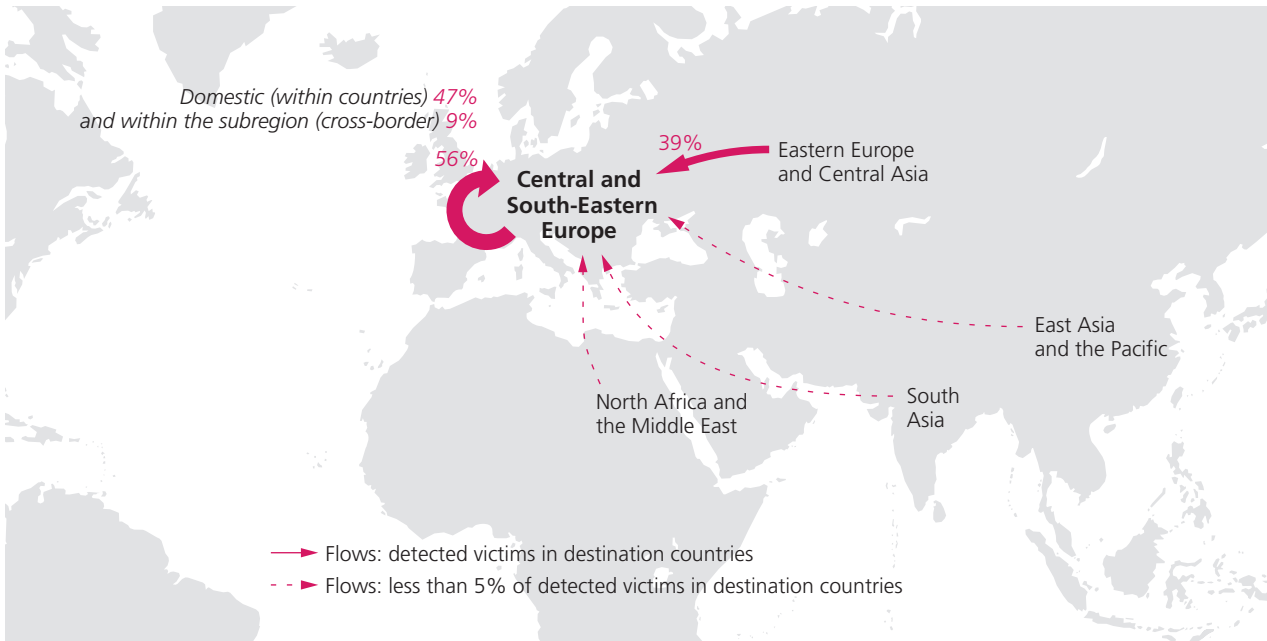
This subregion is also a destination for victims of trafficking. Large numbers of the victims detected here are citizens of the country of detection. Significant detected flows originate from Eastern Europe, including the one from Ukraine often directed to Poland and other countries in Central Europe. Within the subregion, Czechia and Poland are mainly destinations for victims originating from South-Eastern Europe. Victims from East and South Asia have been detected in the more affluent countries of this subregion.

### Criminalizing trafficking in persons

All countries in Central and South-Eastern Europe introduced an offence of trafficking in persons in line with the UN Trafficking in Persons Protocol by August 2012. Most of them had already introduced such an offence before the entry into force of the Protocol in December 2003. Many of the countries in this subregion have long-standing legislation regarding trafficking in persons.

The majority of the countries in Central and South-Eastern Europe recorded a number of convictions between 11 and 50 or above in any of the years considered (2014-2017). In the other countries, less than ten convictions were recorded or no information was available.

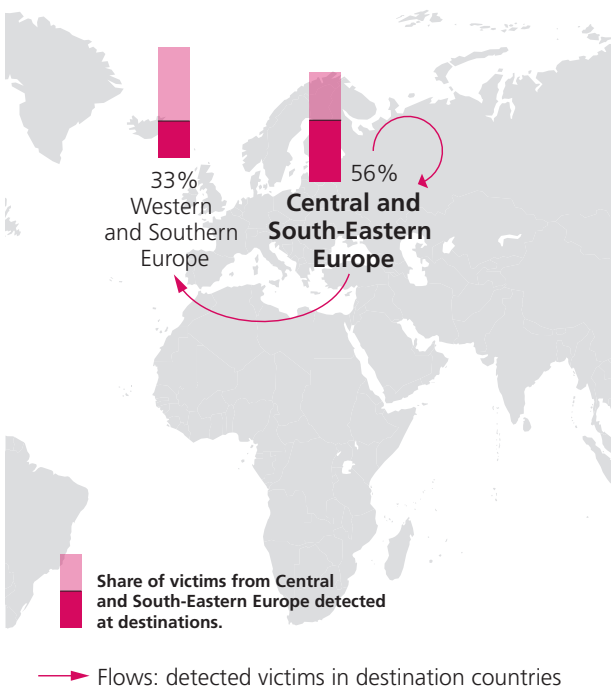
**MAP 9** Share of victims detected in Central and South-Eastern Europe, by major areas of origin, 2016 (or most recent)



Source: UNODC elaboration of national data.

Note: The boundaries and names shown and the designations used on this map do not imply official endorsement or acceptance by the United Nations.

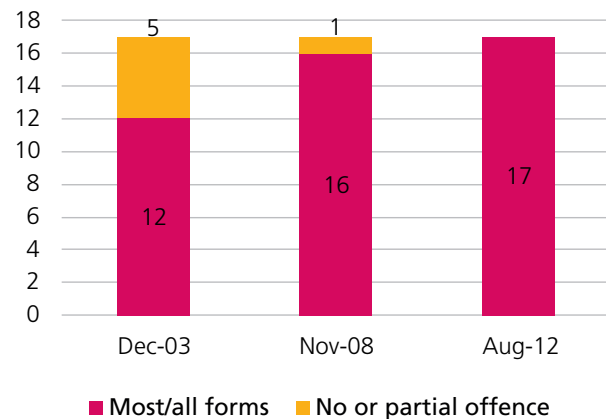
**MAP 10** Destinations for trafficking flows from Central and South-Eastern Europe, 2016 (or most recent)



Source: UNODC elaboration of national data.

Note: The boundaries and names shown and the designations used on this map do not imply official endorsement or acceptance by the United Nations.

**FIG. 69** Trend in the number of countries in Central and South-Eastern Europe introducing a specific offence on trafficking in persons, December 2003-August 2012



Source: UNODC elaboration of national data.

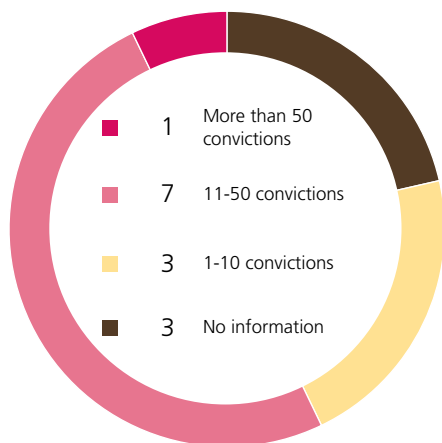
The rate of victim detection per 100,000 people in this subregion is among the highest in the world, second only to Central American countries. These countries detect more victims per capita than countries in Western or Eastern Europe, but the conviction rates are much lower than the other European subregions. Still, countries in Central and South-Eastern Europe record higher conviction rates compared to the other regions of the world.

FIG. 70 Subregions by their average trafficking in persons' conviction rates (horizontal axis) and victims' detection rate (vertical axis), in 2016 (or most recent)



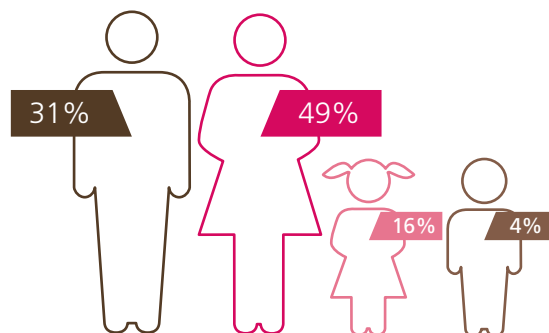
Source: UNODC elaboration of national data.

FIG. 71 Number of countries in Central and South-Eastern Europe, by number of trafficking convictions, 2014-2017 (one year within the period)



Source: UNODC elaboration of national data.

FIG. 72 Share of detected victims of trafficking in Eastern Europe and South Caucasus, by age group and sex, 2016 (or most recent)



Source: UNODC elaboration of national data.

\*Based on information on the sex and age of some 631 victims of trafficking in persons detected in seven countries in Eastern Europe and South Caucasus.

## EASTERN EUROPE AND CENTRAL ASIA<sup>13</sup>

### Profile of the victims


The majority of the victims detected in Eastern Europe and Central Asia are adults, and both subregions reported more women victims than men. However, compared to other areas, Eastern Europe and Central Asia reports a

13 This subregion comprises Eastern Europe (including South Caucasus) and Central Asia. Eastern Europe consists of Armenia, Azerbaijan, Belarus, Georgia, Republic of Moldova, Russian Federation and Ukraine, whereas Central Asia includes Kyrgyzstan, Tajikistan, Turkmenistan and Uzbekistan.

larger share of victims who are men (31 per cent). Some countries (Armenia and Republic of Moldova) report more men than women among the detected victims. In Central Asia, the share of victims who are men is only marginally smaller than the share of women. In this subregion, adults account for 92 per cent of all detected victims.

Across the subregion, the share of detected child trafficking remains minimal compared to other parts of the world. Regarding the sex of the detected child victims, the countries in Central Asia reported more victims who were boys than girls. Meanwhile in Eastern Europe, the

**FIG. 73** Share of detected victims of trafficking in Central Asia, by age group and sex, 2016 (or most recent)



Source: UNODC elaboration of national data.  
 \*Based on information on the sex and age of 963 victims of trafficking in persons detected in three countries in Central Asia.


number of detected victims who were girls was much higher than that of boys.

Compared to the profile of the victims detected in 2014, there has been a reduction in the number and share of detected victims who are men in Uzbekistan. Data for 2017 also confirm this trend. In Eastern Europe, there has been a slight increase in the share of detected girl victims, in parallel with a decreasing share of women. This might indicate that the average age of the detected victims who are trafficked for sexual exploitation in Eastern Europe is decreasing.

**Forms of exploitation**

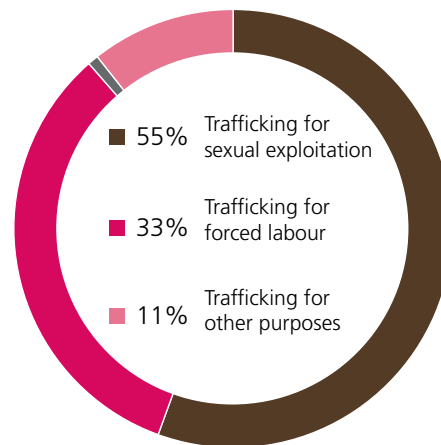
Most of the detected victims in Eastern Europe (and South Caucasus) were trafficked for sexual exploitation, while about one third were trafficked for forced labour. This is

**FIG. 75** Share of detected victims of trafficking for sexual exploitation, by age group and sex, in Eastern Europe, 2016 (or most recent)  
 3 countries (n=281 victims)



Source: UNODC elaboration of national data.

**FIG. 74** Share of forms of exploitation among detected victims of trafficking in Eastern Europe and South Caucasus, 2016 (or most recent)




Source: UNODC elaboration of national data.  
 \*Based on information on the forms of exploitation for 599 detected victims in six countries in Eastern Europe and South Caucasus.

a larger share than in Western and Central Europe, but smaller than in Central Asia and South Asia.

‘Other’ forms of trafficking detected in this subregion included mainly trafficking for forced begging and for forced criminal activities, and to a lesser extent trafficking for mixed exploitation.

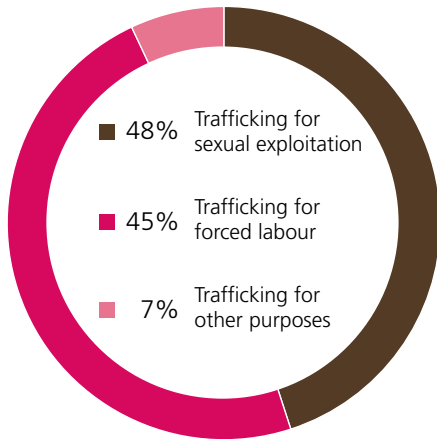
On the basis of information from three countries in this subregion (Belarus, Republic of Moldova, and Ukraine), most of the victims of trafficking for sexual exploitation are women, with girls detected to a lesser extent. Females made up nearly all (97 per cent) the detected victims of this form of trafficking.

**FIG. 76** Share of detected victims of trafficking for forced labour, by age group and sex, in Eastern Europe, 2016 (or most recent)  
 3 countries (n=176 victims)



Source: UNODC elaboration of national data.

FIG. 77 Share of detected victims of trafficking in Central Asia, by form of exploitation, 2016 (or most recent)



Source: UNODC elaboration of national data.

\*Based on information on the forms of exploitation for 754 detected victims in four countries in Central Asia.

Nearly all the victims of trafficking for forced labour are also adults, with a far larger share of men (76 per cent) than women. Central Asian countries report a higher level of trafficking for forced labour than the rest of the subregion. Trafficking for sexual exploitation and for forced labour are near-equally detected, ranging around 45 to 48 per cent of the more than 900 victims reported in this subregion in 2016. Information on the profile of the victims by form of exploitation is scarce.

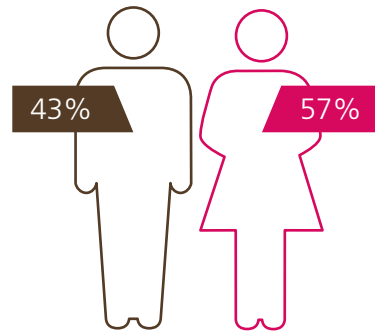
### Profile of the offenders

Unlike most other subregions, countries in Eastern Europe and Central Asia reported almost equal numbers of males and females prosecuted for trafficking in persons and larger numbers of females convicted. During the reporting period, 86 males and 85 females were prosecuted for trafficking in persons and related crimes. At the same time 35 males and 46 females were convicted. This ratio is in line with data from previous years. Countries in Central Asia tend to report more women charged with trafficking offences, while in Eastern Europe (and South Caucasus) there are more males. In detail, Armenia, Azerbaijan and Belarus reported higher numbers of convicted males. The rest of the subregion recorded more convicted female traffickers than males.

Eight countries in the subregion reported the citizenship of 623 people convicted of trafficking in 2016. Nearly all of them (98 per cent) were citizens of the country of conviction, while the rest were from other countries within the subregion.

FIG. 78 Share of persons investigated or arrested for trafficking in persons in Eastern Europe and Central Asia, by sex, 2016 (or most recent)


6 countries (n=81)



Source: UNODC elaboration of national data.

FIG. 79 Share of persons prosecuted for trafficking in persons in Eastern Europe and Central Asia, by sex, 2016 (or most recent)

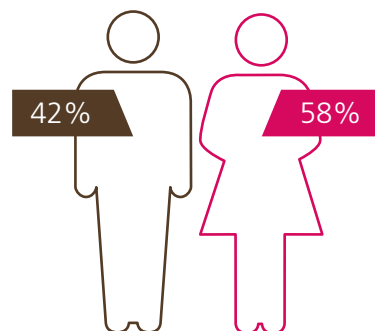
7 countries (n=171)



Source: UNODC elaboration of national data.

FIG. 80 Share of persons convicted of trafficking in persons in Eastern Europe and Central Asia, by sex, 2016 (or most recent)

8 countries (n=98)



Source: UNODC elaboration of national data.



### Trafficking flows affecting Eastern Europe and Central Asia

Eastern Europe and Central Asia is a subregion of origin for victims of trafficking. While most of the detected trafficking remains within the subregion, victims from this part of the world have also been detected in or repatriated from other regions, such as Western and Central Europe, but also from the Middle East and East Asia.

The latter two areas mainly detect victims from Central Asia. Victims from Ukraine have been more frequently detected in Western and Central Europe than in the past.

Looking at detected trafficking within the subregion, the most affluent countries – Kazakhstan and the Russian Federation – are mainly destination countries. The latter attracts victims from other Eastern European countries. Kazakhstan is a destination for victims trafficked from other Central Asian countries.

A very limited number of victims from other regions have been detected in Eastern Europe and Central Asia, indicating that these flows remain limited.

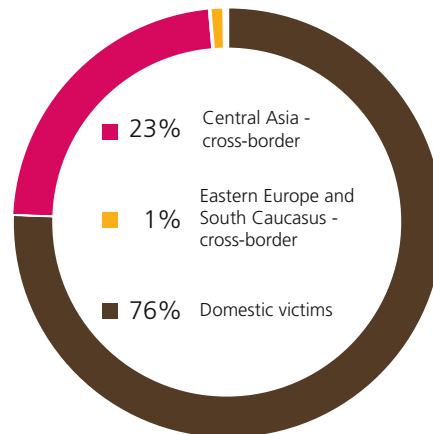
**MAP 11** Destinations for trafficking flows from Eastern Europe and Central Asia, 2016 (or most recent)



Source: UNODC elaboration of national data.

Note: The boundaries and names shown and the designations used on this map do not imply official endorsement or acceptance by the United Nations.

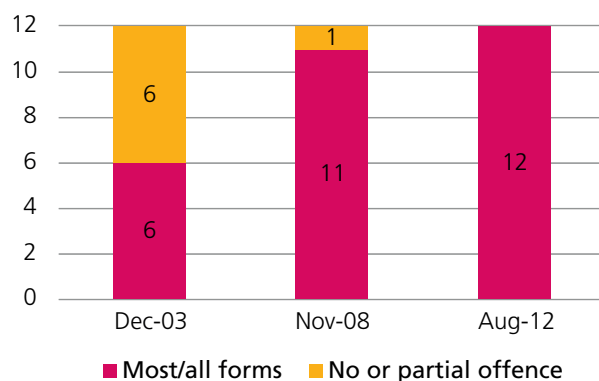
**FIG. 81** Share of trafficking victims detected in Eastern Europe and Central Asia\*, by area of citizenship, 2016 (or most recent)



Source: UNODC elaboration of national data.

\*Based on information on the forms of exploitation for 422 detected victims in ten countries in Eastern Europe and Central Asia.

**FIG. 82** Trend of countries in Eastern Europe and Central Asia introducing a specific offence on trafficking in persons, December 2003-August 2012



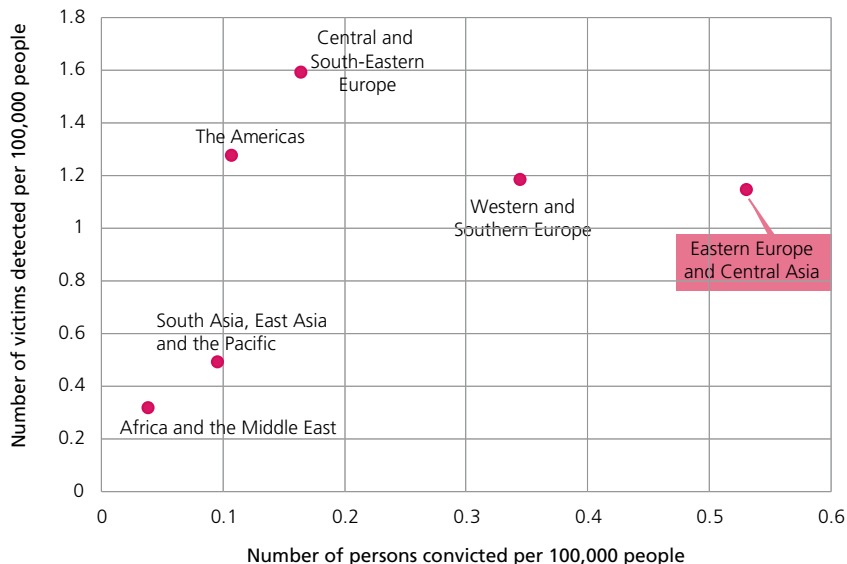
Source: UNODC elaboration of national data.

### Criminalizing trafficking in persons

Countries of Eastern Europe and Central Asia have all introduced a specific offence of trafficking in persons in line with the United Nations Trafficking in Persons Protocol by August 2012. Six of them introduced such an offence already in the process of ratification of the protocol, and five right after its entry into force.

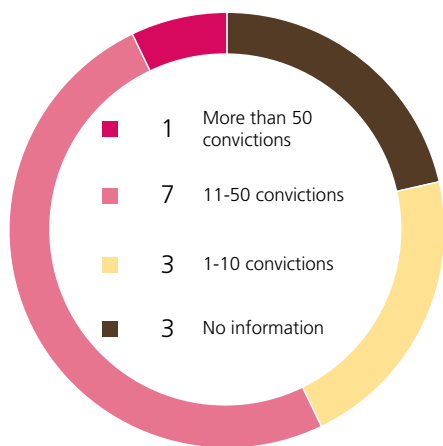
Despite detecting less victims per capita compared to the neighbouring subregion, countries in Eastern Europe and Central Asia record higher conviction rates compared to Western European countries, and above all the other regions of the world. One explanation could be the existence of a long-standing anti-trafficking legislation.

FIG. 83 Subregions by their average trafficking in persons' conviction rates (horizontal axis) and victims' detection rate (vertical axis), in 2016 (or most recent).



Source: UNODC elaboration of national data.

FIG. 84 Number of countries in Eastern Europe and Central Asia, by number of trafficking convictions, 2014-2017 (one year within the period)



Source: UNODC elaboration of national data.

Most countries in the region recorded numbers of convictions between 11 and 50 or above in any of the years considered (2014-2017).

## SOUTH ASIA<sup>14</sup>

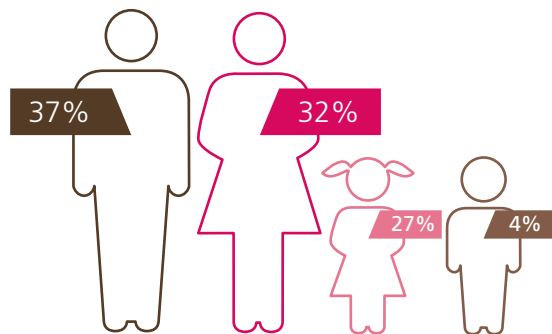
### Profile of the victims

Based on the limited information available for Bangladesh, Maldives, Nepal and Pakistan, female victims in this subregion account for 59 per cent of the total detected vic-

••

<sup>14</sup> This subregion includes Afghanistan, Bangladesh, Bhutan, India, Maldives, Nepal, Pakistan and Sri Lanka.

FIG. 85 Share of detected victims of trafficking in South Asia\*, by age group and sex, 2016 (or most recent)



Source: UNODC elaboration of national data.

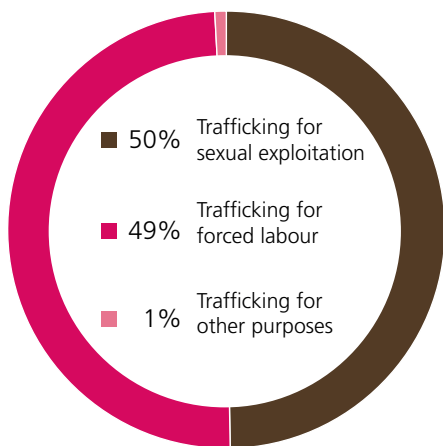
\*Based on information on the age and sex profile of 1,099 victims of trafficking detected in four countries.

tims. Detections of boys are limited. Overall, almost equal proportions of men, women and children is detected. Among the detected trafficking victims in 2016, 37 per cent are men. Nepal reports more child victims than adults.

### Forms of exploitation

There is scarce information on the forms of exploitation for trafficking cases detected in South Asia. Only a few countries – Bangladesh, Maldives, Nepal, and Sri Lanka – reported about forms of exploitation. Based on this scarce information, it appears that trafficking for sexual exploitation and trafficking for forced labour are nearly equally detected in the subregion.

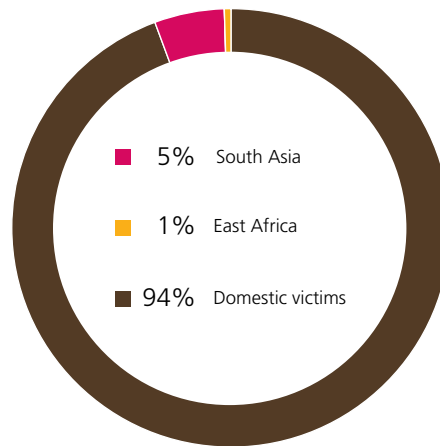
FIG. 86 Share of detected victims of trafficking in South Asia\*, by form of exploitation, 2016 (or most recent)



Source: UNODC elaboration of national data.

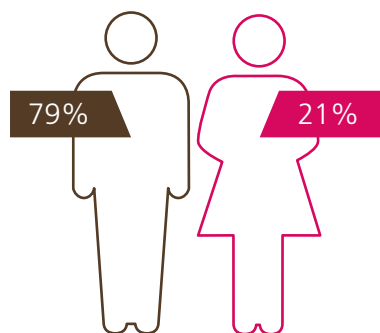
\*Based on information on the forms of exploitation for 641 victims of trafficking detected in four countries.

FIG. 87 Share of trafficking victims detected in South Asia, by area of citizenship, 2016 (or most recent)



Source: UNODC elaboration of national data.

FIG. 88 Share of persons arrested for trafficking in persons in Nepal (2016) and Sri Lanka (2017), by sex



Source: UNODC elaboration of national data.

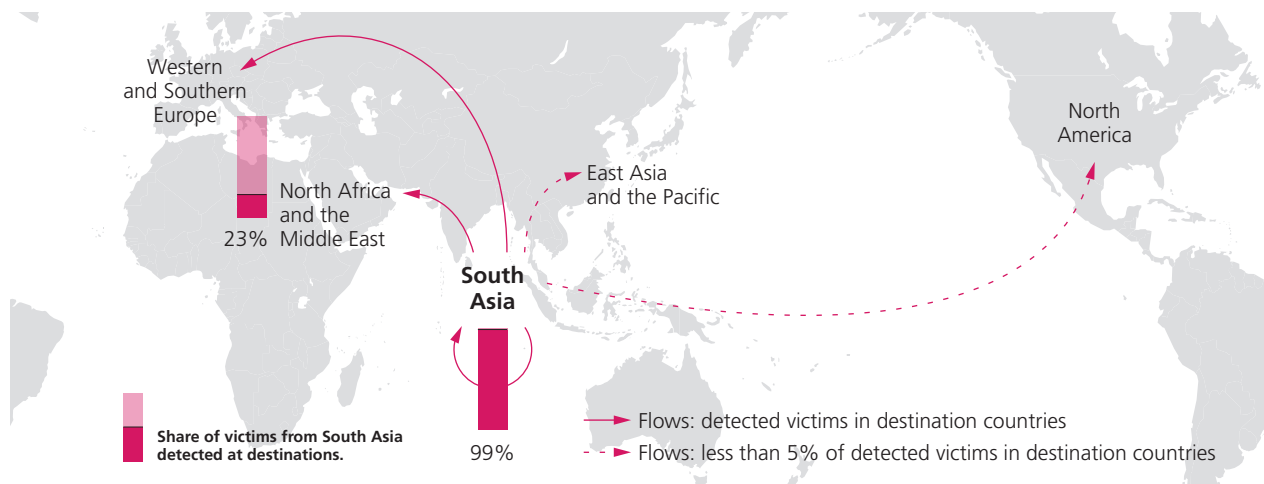
### Profile of the offenders

There is no available information regarding the sex profiles of the people prosecuted or convicted of trafficking in South Asia. The only information available relates to some 450 people who were arrested for trafficking in persons in Nepal in 2016 and in Sri Lanka in 2017. About 80 per cent were males; there was no information regarding their citizenships.

### Trafficking flows affecting South Asia

Information on trafficking flows into South Asia is drawn from data for three countries, Maldives, Nepal, and Sri Lanka. South Asian countries mainly detect victims who

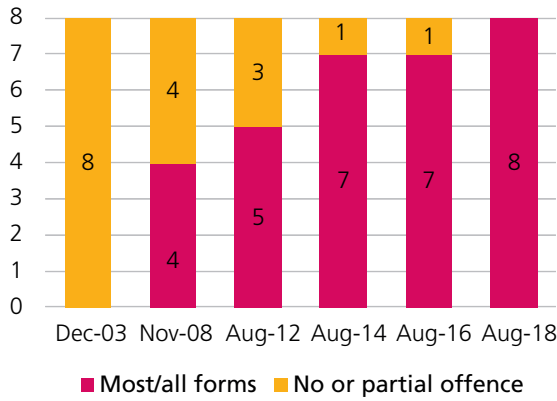
MAP 12 Destinations for trafficking flows from South Asia, 2016 (or most recent)



Source: UNODC elaboration of national data.

Note: The boundaries and names shown and the designations used on this map do not imply official endorsement or acceptance by the United Nations.

FIG. 89 Trend in number of countries in South Asia introducing a specific offence on trafficking in persons, December 2003-August 2018

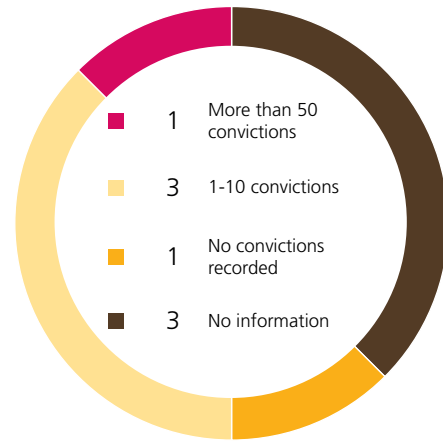


Source: UNODC elaboration of national data.

are citizens of their own countries. When foreign victims are detected, they are mainly from countries within the same subregion.

As an origin area for trafficking to the rest of the world, victims from South Asia have been detected in more than 40 countries around the world. The main destinations appear to be the countries of the Gulf Cooperation Council in the Middle East. To a lesser extent, victims from South Asia have been detected in Western and Southern Europe and in North America. Victims from South Asia - Bangladesh and India - have also been detected in South-East Asia.

FIG. 90 Number of countries in South Asia, by number of trafficking convictions, 2014-2017 (one year within the period)



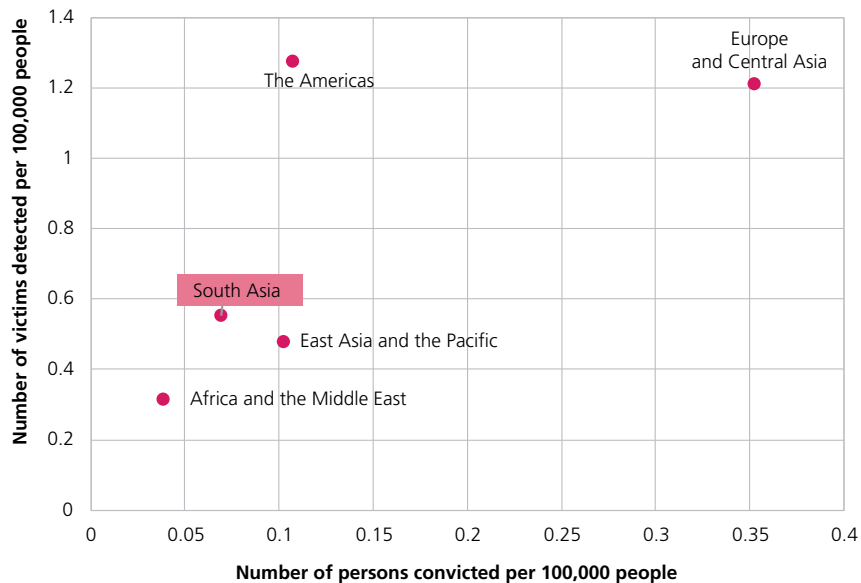
Source: UNODC elaboration of national data.

### Criminalizing trafficking in persons

Most South Asian countries introduced the specific offence of trafficking in persons in line with the UN Trafficking in Persons Protocol definition after December 2003, when the Protocol entered into force. For many of these countries, the anti-trafficking legislative framework is fairly recent.

In the countries where information was available, generally few convictions were recorded. In relation to the countries' populations, the level of criminal justice response appears to be limited. In 2016, countries in South Asia

FIG. 91 Subregions by their average trafficking in persons' conviction rates (horizontal axis) and victims' detection rate (vertical axis), in 2016 (or most recent)



Source: UNODC elaboration of national data.

reported lower conviction rates compared to many world regions, and only higher than those recorded in sub-Saharan Africa. The conviction rates recorded in South Asia are lower than those recorded in East Asian countries, and lower than those recorded in North Africa and the Middle East.

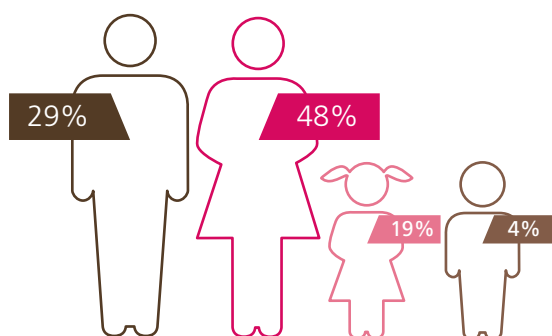
## EAST ASIA AND THE PACIFIC<sup>15</sup>

### Profile of the victims

In 2016, males accounted for 33 per cent of the detected victims of trafficking in East Asia and the Pacific. Japan, Malaysia, Mongolia, Myanmar, Philippines, and Singapore reported majorities of women among the detected victims. Conversely, in Indonesia, Lao People's Democratic Republic, New Zealand, Thailand, and Timor-Leste, there were more men. In the countries of the Mekong area, more child victims, especially girls, were detected.

Compared to 2014, more men were recorded among the detected trafficking victims in this subregion.

**FIG. 92** Share of detected victims of trafficking in East Asia and the Pacific, by age group and sex, 2016 (or most recent)



Source: UNODC elaboration of national data.

\*Based on information on the sex and age of 5,663 victims detected in 15 countries and territories.

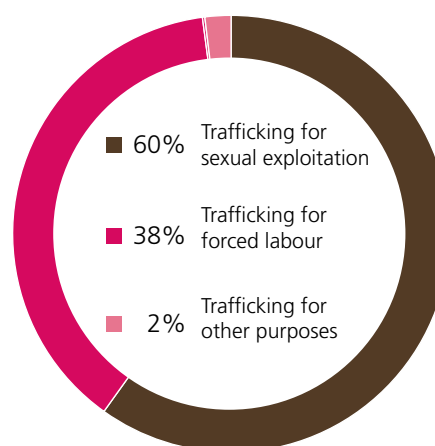
### Forms of exploitation

Countries in East Asia and the Pacific detect large numbers of victims who were trafficked for the purpose of sexual exploitation as well as for forced labour. About 60 per cent of the victims detected in 2016 (or most recent) were trafficked for sexual exploitation, and 38 per cent for forced labour. This is quite stable compared to the

••

15 This subregion is comprised of 17 countries, namely: Australia, Brunei Darussalam, Cambodia, China, Indonesia, Japan, Lao People's Democratic Republic, Malaysia, Mongolia, Myanmar, New Zealand, Philippines, Republic of Korea, Singapore, Thailand, Timor-Leste and Viet Nam.

**FIG. 93** Share of detected victims of trafficking in East Asia and the Pacific, by form of exploitation, 2016 (or most recent)



Source: UNODC elaboration of national data.

\*Based on information on the sex and age of 3,593 victims detected in 18 countries and territories.

previous reporting period, with a slight increase in trafficking for forced labour, which is likely due to reporting by different countries during the two periods. With regard to trafficking for the purpose of sexual exploitation, females continue to be the largest group by far, with slightly more girls detected than women.

Trafficking for forced labour is also commonly detected. Malaysia, New Zealand and Thailand detected more victims for this form of exploitation than for sexual exploitation. Most of the victims of trafficking for forced labour were men, although boys and females (more women than girls) were also detected. With regard to 'other' forms of exploitation in this subregion, overall, there was an increase in the number of detected victims of trafficking for forced begging.

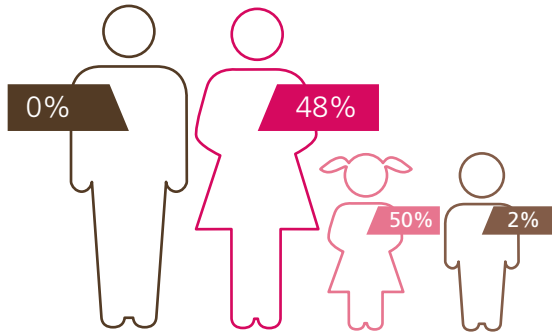
### Profile of the offenders<sup>16</sup>

Large shares of female offenders continue to be reported by countries in East Asia and the Pacific. While there seems to have been a slight decrease in the share of offenders who are female, it nonetheless continues to be one of the largest shares globally. Myanmar and Thailand reported particularly high numbers of females prosecuted and convicted of trafficking in persons. The vast majority of the convicted traffickers are citizens of the country of conviction. Some 15 per cent are foreigners, mainly from other countries in the subregion.

••


16 Investigations: 1,236 persons investigated in six countries; prosecutions: 1,853 persons prosecuted in 10 countries; convictions: 520 persons convicted in 10 countries.

**FIG. 94** Share of detected victims of trafficking for sexual exploitation in East Asia and the Pacific, by sex, 2016 (or most recent)  
6 countries (n=609 victims)



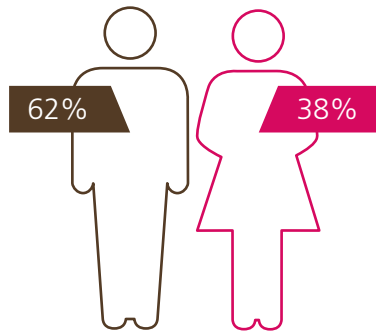
Source: UNODC elaboration of national data.

**FIG. 95** Share of detected victims of trafficking for forced labour in East Asia and the Pacific, by sex, 2016 (or most recent)  
6 countries (n=608 victims)



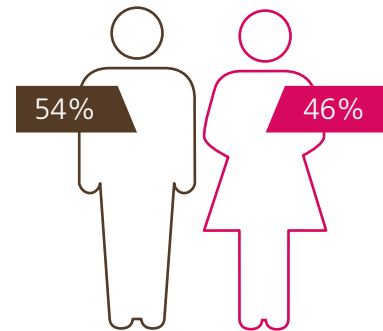
Source: UNODC elaboration of national data.

**FIG. 96** Share of persons investigated or arrested for trafficking in persons in East Asia and the Pacific, by sex, 2016 (or most recent)  
6 countries (n=1,236)



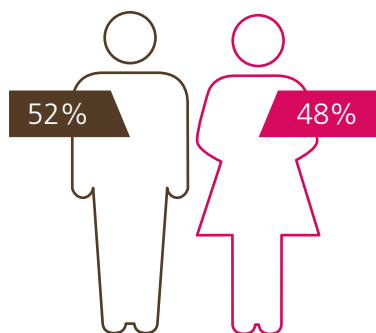
Source: UNODC elaboration of national data.

**FIG. 97** Share of persons prosecuted for trafficking in persons in East Asia and the Pacific, by sex, 2016 (or most recent)  
10 countries (n=1,853)



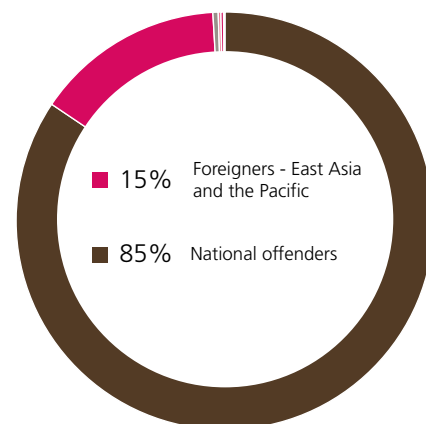
Source: UNODC elaboration of national data.

**FIG. 98** Share of persons convicted of trafficking in persons in East Asia and the Pacific, by sex, 2016 (or most recent)  
10 countries (n=520)



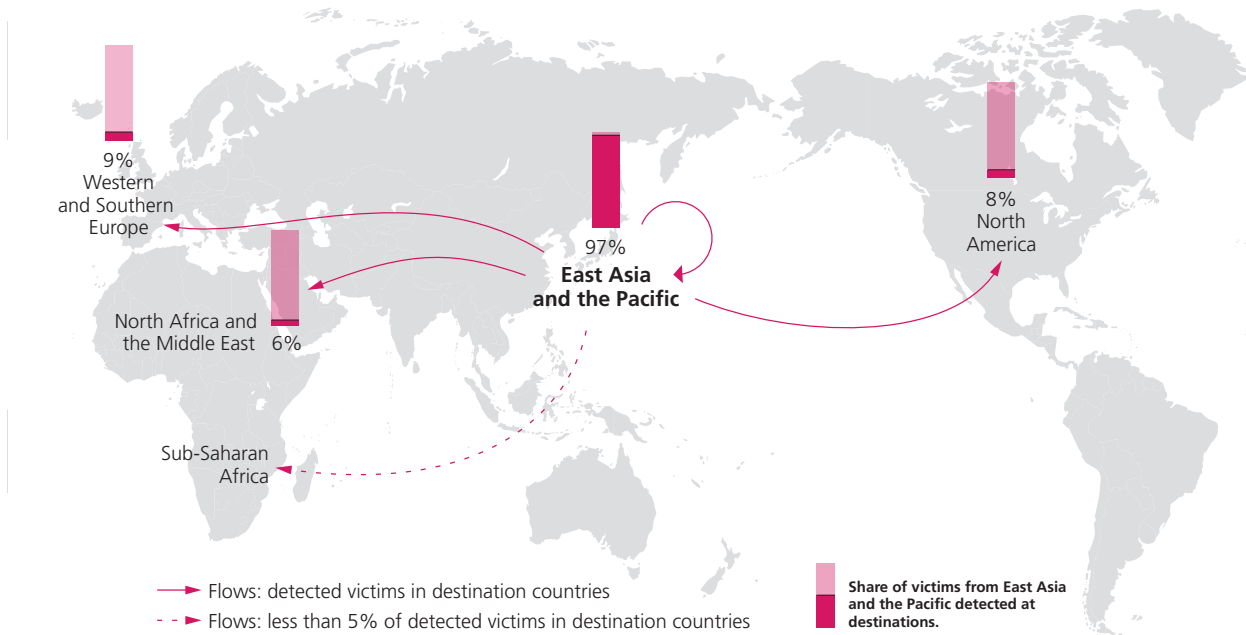
Source: UNODC elaboration of national data.

**FIG. 99** Shares of traffickers convicted in East Asia and the Pacific, by area of citizenship, 2016 (or most recent)



Source: UNODC elaboration of national data.

**MAP 13** Destinations for trafficking flows from East Asia and the Pacific, 2016 (or most recent)



Source: UNODC elaboration of national data.

Note: The boundaries and names shown and the designations used on this map do not imply official endorsement or acceptance by the United Nations.

### Trafficking flows affecting East Asia and the Pacific

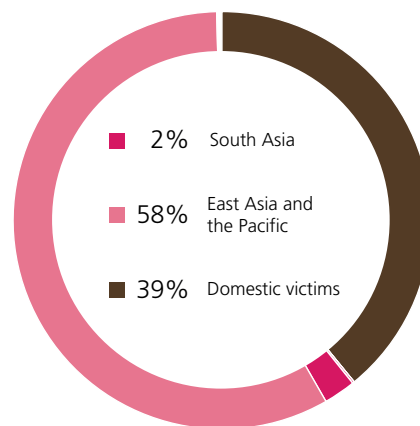
Victims from East Asia and the Pacific have been detected in or repatriated from more than 60 countries across all subregions. Both the diversity of the flows and the number of victims detected indicate that trafficking from East Asia is of a global dimension. The flows from countries in South-East Asia to North America, the Middle East, and Western and Central Europe are particularly relevant.

The most significant flows affecting this subregion are those to destinations in East Asia and the Pacific. The most affluent countries are generally destinations for victims trafficked from neighbouring countries. For example, Malaysia is a destination for victims trafficked from Indonesia and the Philippines, and Thailand is a destination for victims trafficked from Cambodia, the Lao People’s Democratic Republic, Myanmar and Viet Nam. Australia and Japan report detecting victims of domestic trafficking as well as subregional trafficking from South-East Asia. As far as transregional flows into these countries are concerned, a trafficking flow is recorded from Bangladesh to South-East Asia. Moreover, repatriation data indicate a trafficking flow from Eastern Europe to South-East Asia.

### Criminalizing trafficking in persons

Most of the countries in East Asia and the Pacific introduced the specific offence of trafficking in persons accord-

**FIG. 100** Share of victims of trafficking detected in East Asia and the Pacific\*, by area of citizenship, 2016 (or most recent)



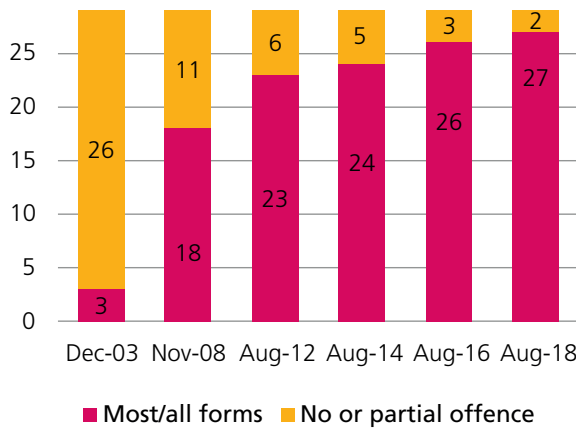
Source: UNODC elaboration of national data.

\*Based on information on the sex and age of 3,593 victims detected in 18 countries and territories.

ing to the UN definition right after the entry into force of the UN Trafficking in Persons Protocol.

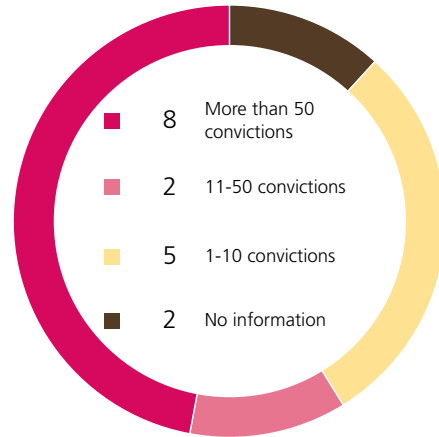
Nine countries introduced a specific offence on trafficking in persons over the last ten years. Two countries have a trafficking in persons’ offence only criminalizing some aspects of the crime. Most countries recorded more than 50 convictions in at least one of the years considered

FIG. 101 Trend in number of countries in East Asia and the Pacific introducing a specific offence on trafficking in persons, December 2003-August 2018



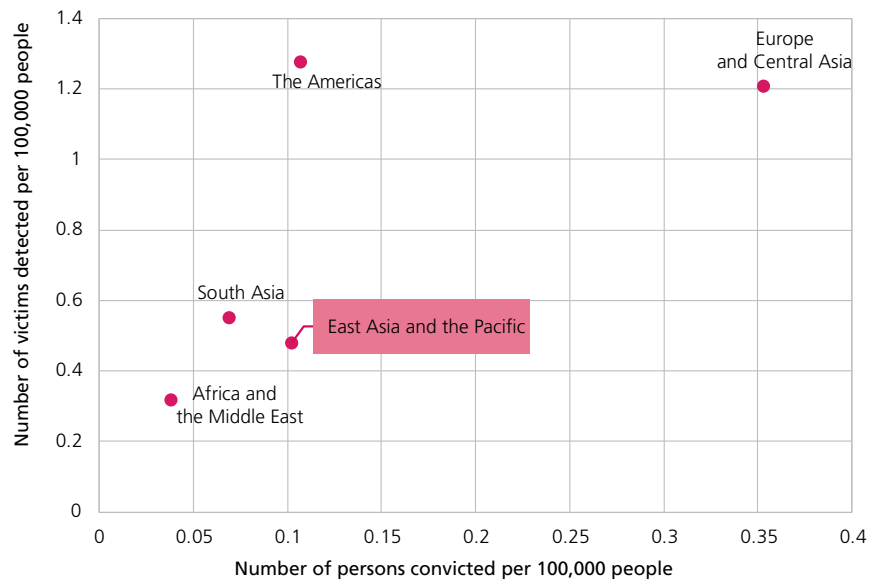
Source: UNODC elaboration of national data.

FIG. 102 Number of countries in East Asia and the Pacific, by number of trafficking convictions, 2014-2017 (one year within the period)



Source: UNODC elaboration of national data.

FIG. 103 Subregions by their average trafficking in persons' conviction rates (horizontal axis) and victims' detection rate (vertical axis), in 2016 (or most recent)



Source: UNODC elaboration of national data.

(2014-2017). However, the average conviction rate recorded in the East Asian countries considered for this analysis is lower than many regions in the world. The number of convictions per 100,000 is higher than Sub-Saharan Africa, but slightly lower than in North Africa and the Middle East, despite detecting more victims.

Countries in East Asia detect far fewer victims per capita than countries in Europe and the Americas, despite East Asian victims representing the largest share of victims trafficked across borders in 2016.

## NORTH AND CENTRAL AMERICA AND THE CARIBBEAN<sup>17</sup>

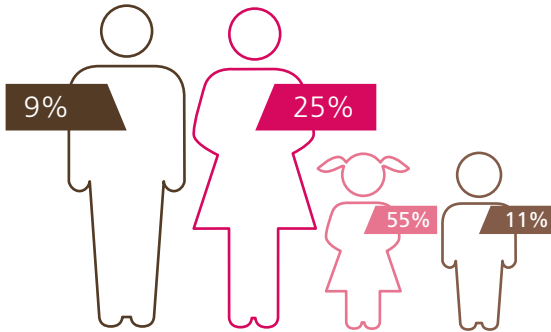
### Profile of the victims

In Central America and the Caribbean, most of the detected victims in 2016 were girls. Together with women, they bring the share of females among detected trafficking victims to 80 per cent in this subregion.

<sup>17</sup> This includes two subregions; North America, encompassing Canada, Mexico and the United States of America; and Central America and the Caribbean (Antigua and Barbuda, Bahamas, Costa Rica, Cuba, Dominican Republic, El Salvador, Grenada, Guatemala, Honduras, Jamaica, Panama, Trinidad and Tobago).



**FIG. 104** Share of detected victims of trafficking in Central America and the Caribbean\*, by age group and sex, 2016 (or most recent)



Source: UNODC elaboration of national data.

\*Based on data on sex and age of 968 victims detected in 11 countries in Central America and the Caribbean.

Moreover, the share of children – girls and boys – was 66 per cent in 2016, which is among the largest shares of child victims of trafficking recorded worldwide.

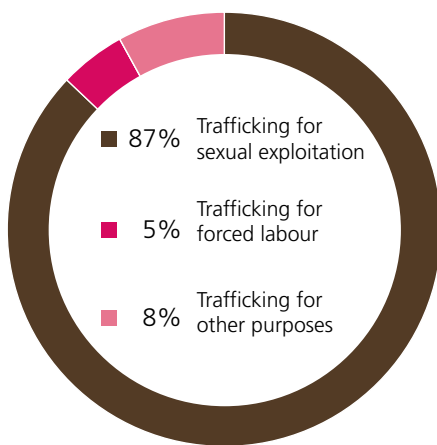
In terms of trends, the profile of the victims for the reporting period is very similar to that reported for the 2012–2014 period. There were no significant changes.

The share of detected victims who are men have substantially declined. This trend is valid for all three reporting countries.

### Forms of exploitation

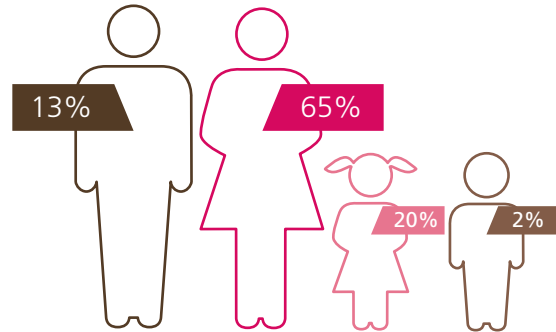
In both North and Central America and the Caribbean, sexual exploitation was the most commonly reported form of trafficking. The vast majority of the victims detected

**FIG. 106** Share of detected victims of trafficking in Central America and the Caribbean, by form of exploitation, 2016 (or most recent)



Source: UNODC elaboration of national data.

**FIG. 105** Share of detected victims of trafficking in North America\*, by age group and sex, 2016 (or most recent)



Source: UNODC elaboration of national data.

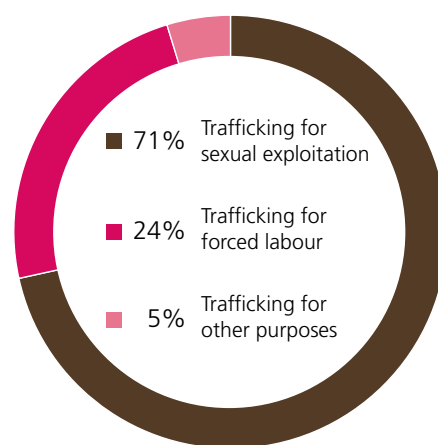
\*Based on data on sex and age of 6694 victims detected in three countries in North America

in Central America and the Caribbean in 2016 were trafficked for sexual exploitation (87 per cent). Most were females, with women and girls reported in near-equal shares. The few detected victims who were trafficked for forced labour were mainly adults, with men and women detected in similar shares. Children were also trafficked for the purpose of forced begging, for forced criminal activities, and for some forms of illegal adoption.

In North America, more than 70 per cent of the victims detected in 2016 were trafficked for sexual exploitation.

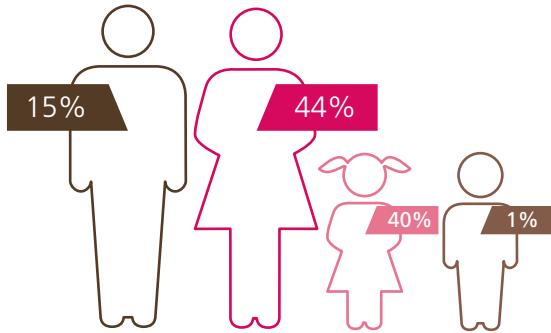
The majority of them were women, with underage girls accounting for 25 per cent of the victims trafficked for sexual exploitation. About a quarter of the victims detected in North America were trafficked for forced labour; most

**FIG. 107** Share of detected victims of trafficking in North America, by form of exploitation, 2016 (or most recent)



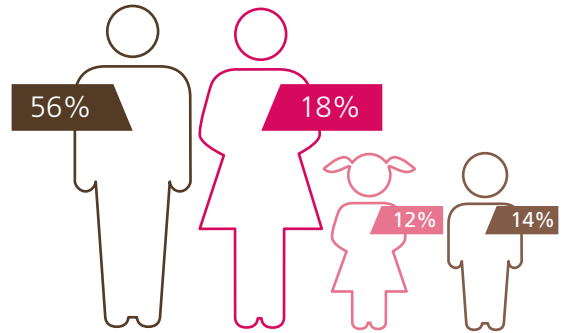
Source: UNODC elaboration of national data.

FIG. 108 Share of detected victims of trafficking for sexual exploitation in Central America and the Caribbean, by age group and sex, 2016 (or most recent)



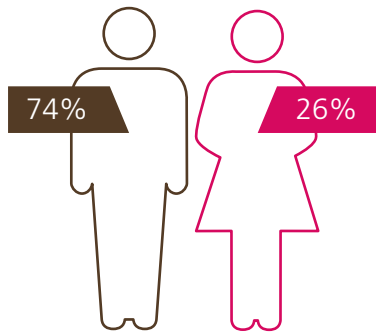
Source: UNODC elaboration of national data.

FIG. 109 Share of detected victims of trafficking for forced labour in North America, by age group and sex, 2016 (or most recent)



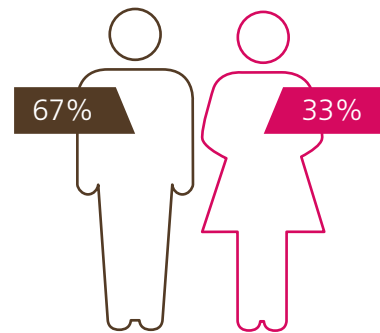
Source: UNODC elaboration of national data.

FIG. 110 Share of persons prosecuted for trafficking in persons, Mexico and Canada, by sex, 2016 (or most recent)



Source: UNODC elaboration of national data.

FIG. 111 Share of persons convicted of trafficking in persons, Mexico and Canada, by sex, 2016 (or most recent)



Source: UNODC elaboration of national data.

of them males, with men accounting for more than half of these victims. In North America, victims are also trafficked for mixed forms of exploitation (sexual and forced labour) and also for forced criminal activity.

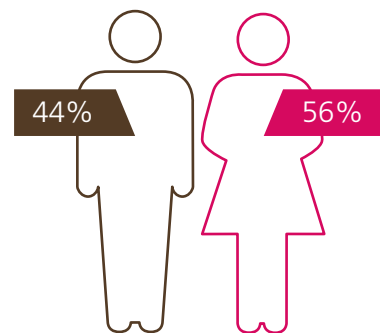
Compared to the profiles recorded in 2014, both subregions recorded increases in the shares of detected victims who were trafficked for sexual exploitation. While in 2014, these victims comprised some 55 per cent of the total, in 2016, they accounted for some three quarters.

### Profile of the offenders

Countries in Central America and the Caribbean continue to report large shares of female offenders, particularly in Central America. The share of females among those prosecuted for trafficking in this subregion was around 36 per cent in 2016 (seven countries), while the share of females convicted was some 58 per cent (five countries). Honduras convicted twice as many females as males.

In North America, Mexico and Canada reported information on the sex of people going through criminal justice

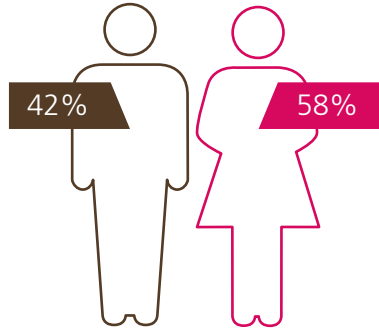
FIG. 112 Share of persons investigated or arrested for trafficking in persons in Central America and the Caribbean, by sex, 2016 (or most recent)  
8 countries (n=324)



Source: UNODC elaboration of national data.

system procedures for trafficking in persons; the majority of whom continue to be males. For 2016, in Mexico, 438 males and 166 females were prosecuted while 150 males and 74 females were convicted. For the same year, in

**FIG. 113** Share of persons convicted of trafficking in persons in Central America and the Caribbean, by sex, 2016 (or most recent)  
5 countries (n=33)

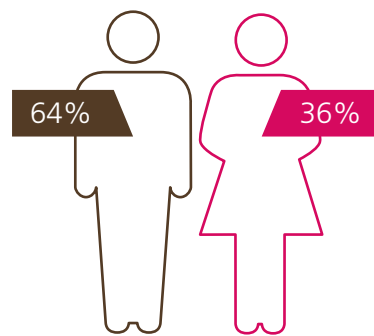


Source: UNODC elaboration of national data.

Canada, the overall picture was similar, with 89 males and 24 females prosecuted and 5 males and 3 females convicted of trafficking in persons and related crimes. Information on persons investigated or arrested for trafficking was only available for Canada, where some 20 per cent of those investigated were females in 2016.

Information regarding the citizenships of persons convicted of trafficking was not available for the United States of America. Data from Mexico and Canada indicate that the vast majority of the traffickers are citizens of the country of conviction. The same data from six countries in

**FIG. 114** Share of persons prosecuted for trafficking in persons in Central America and the Caribbean, by sex, 2016 (or most recent)  
7 countries (n=100)



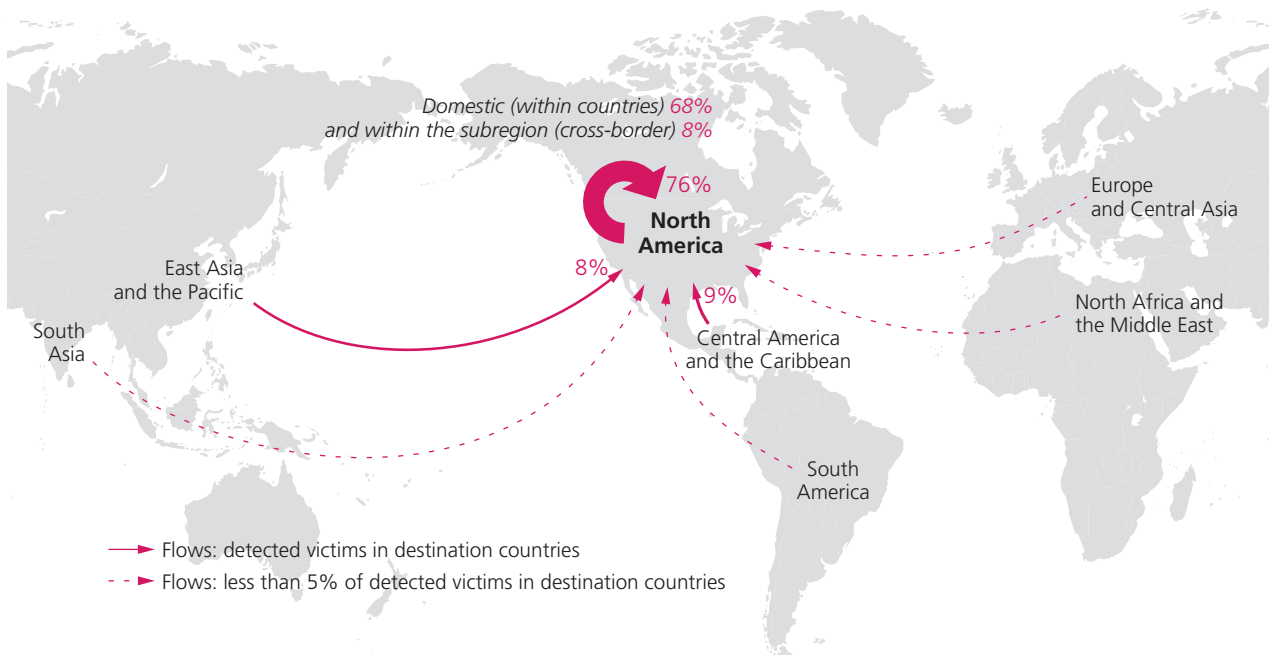
Source: UNODC elaboration of national data.

Central America and the Caribbean indicate that 90 per cent of the 62 traffickers convicted there in 2016 were citizens of the country of conviction, with the remaining 10 per cent coming from other countries in the region.

### Trafficking flows affecting North America

Although North America is a significant destination for both intraregional and transregional trafficking flows, most of the detected victims were citizens of the country where they were detected. United States of America

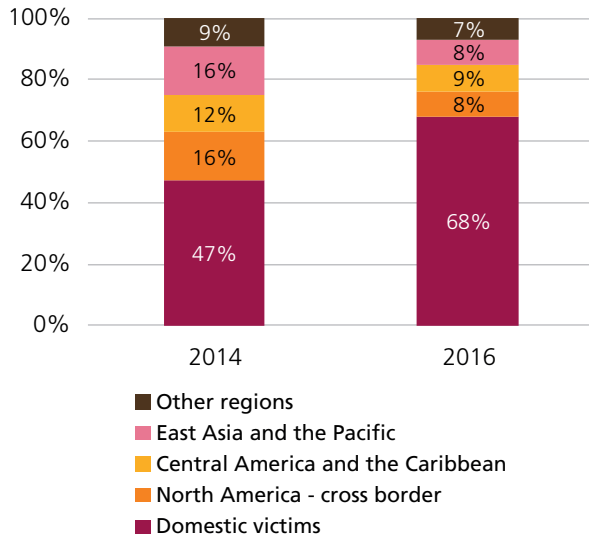
**MAP 14** Origins of trafficking victims detected in North America, 2016 (or most recent)



Source: UNODC elaboration of national data.

Note: The boundaries and names shown and the designations used on this map do not imply official endorsement or acceptance by the United Nations.

**FIG. 115 Trends in share of trafficking victims detected in North America, by area of citizenship, 2014 and 2016**



Source: UNODC elaboration of national data.

reports a large share of own nationals as trafficking victims. Since the United States reports a large number of detected victims, this affects the global aggregated picture. But trafficking of own nationals is also frequently detected in the other two countries of this subregion, Canada and Mexico.

In terms of transnational trafficking, North America is a destination for significant flows from countries in Central America and the Caribbean. These flows are mainly directed to the United States and Mexico. Victims from Central America and the Caribbean accounted for some 9 per cent of the detected trafficking flows in North America in 2016. Cross-border trafficking flows within North America comprise some 8 per cent of the total, mainly referring to the flow from Mexico to the United States.

North America is also the destination for one significant transregional trafficking flow, where victims are trafficked across vast distances. This flow originates in East Asia and is mainly directed to the United States, making up some 8 per cent of the detected trafficking flows in North America in 2016. The key origin countries are in South-East Asia, including Thailand and the Philippines, but also other Asian countries on a smaller scale.

Trafficking victims detected in North America also originate from a wide variety of countries in Africa, Europe, South Asia, and South America. Victims of 96 different citizenships have been detected in this subregion. How-

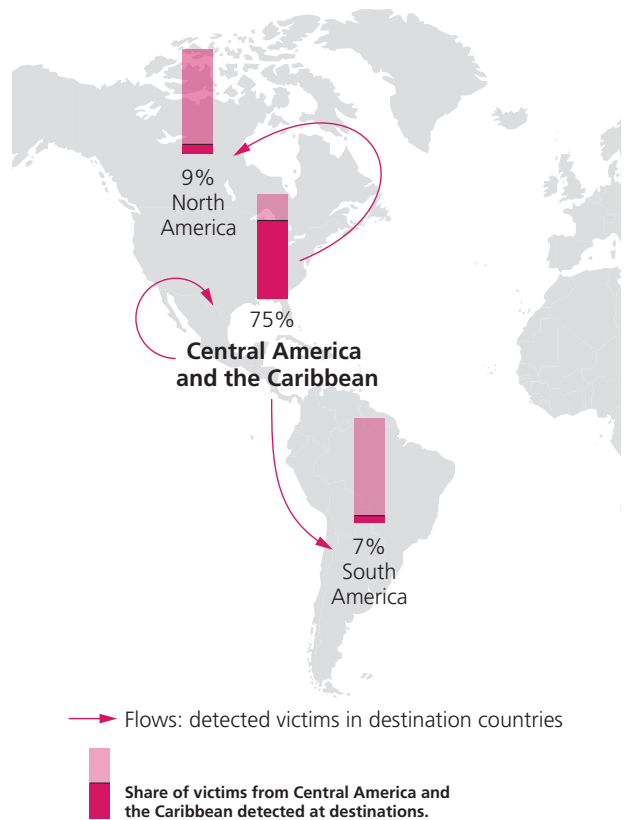
ever, these flows seem to be less intense than those originating from East Asia and within the subregion.

Countries in North America have been detecting increasing shares of domestic victims compared to past years. As a consequence, the proportions of other flows have reduced. However, in comparative terms, the other three flows discussed above, originating in Central America, Mexico, and East Asia, remain significant over the years.

### Trafficking flows affecting Central America and the Caribbean

Central America and the Caribbean are affected by cross-border trafficking flows. These flows mainly move from south to north, from the relatively poorer towards relatively richer countries across the border. Victims from the northern part of Central America are trafficked to Mexico and the United States. At the same time, victims from the northern parts of South America are trafficked to the southern countries of Central America. Overall, however,

**MAP 15 Destinations for trafficking flows from Central America and the Caribbean, 2016 (or most recent)**



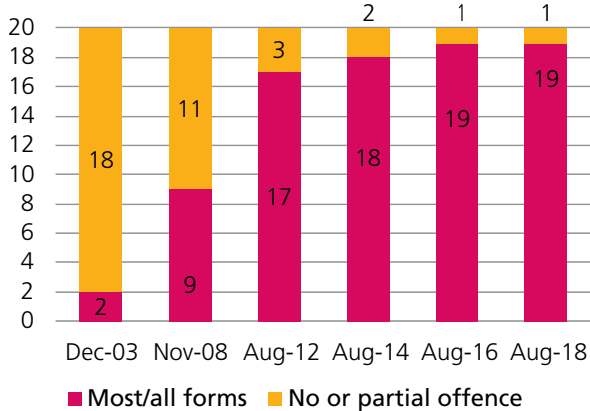
Source: UNODC elaboration of national data.  
 Note: The boundaries and names shown and the designations used on this map do not imply official endorsement or acceptance by the United Nations.

**MAP 16** Origins of trafficking victims detected in Central America and the Caribbean, 2016 (or most recent)



Source: UNODC elaboration of national data.  
Note: The boundaries and names shown and the designations used on this map do not imply official endorsement or acceptance by the United Nations.

**FIG. 116** Trend of countries in North America, Central America and the Caribbean introducing a specific offence on trafficking in persons, December 2003-August 2018

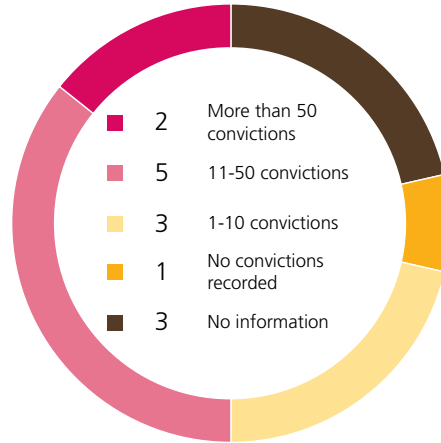


Source: UNODC elaboration of national data.

the trafficking flows affecting Central America and the Caribbean seem to be mainly confined to the Americas, both in terms of their origin and destination.

As an area of origin of trafficking flows, victims from Central America and the Caribbean have been detected in or repatriated from 27 countries. Over the 2014-2017 period, victims from El Salvador, Guatemala and Hon-

**FIG. 117** Number of countries in North America, Central America and the Caribbean, by number of trafficking convictions, 2014-2017 (one year within the period)



Source: UNODC elaboration of national data.

duras were detected in or repatriated from North America (mainly the United States and Mexico), whereas victims from the Caribbean were detected in South America, mainly in Argentina and Uruguay.

Countries in Central America and the Caribbean are also destinations for victims who are trafficked from South America. For example, victims from Colombia and the Bolivarian Republic of Venezuela have been detected in or repatriated from Panama, the Dominican Republic and other islands in the Caribbean.

As in other parts of the world, many of the detected victims are domestically trafficked. Moreover, many of the detected trafficking flows occur within Central America and the Caribbean, with flows often connecting neighbouring countries.

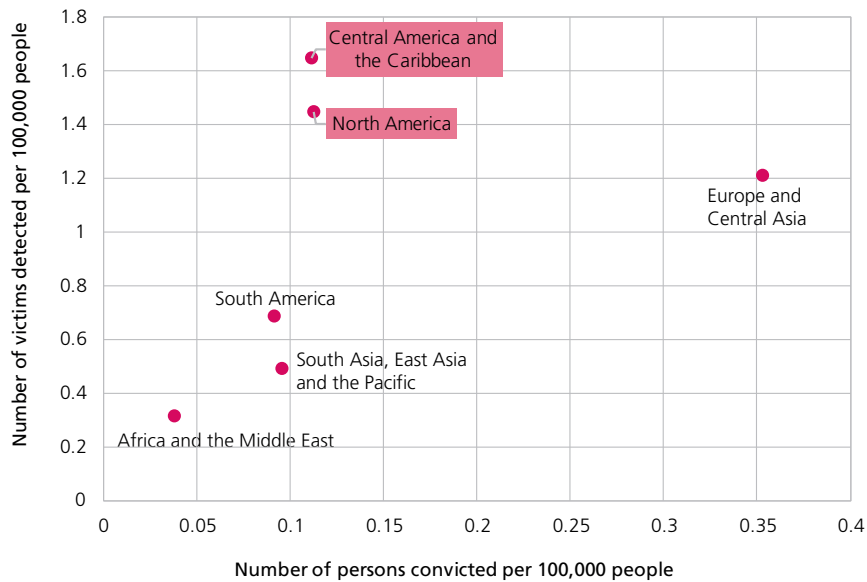
### Criminalizing trafficking in persons

The vast majority of the countries of Central America and the Caribbean, and all three countries in North America, have an offence of trafficking in persons which follows the UN Trafficking in Persons Protocol definition. Most of these countries introduced the offence of trafficking in persons between the end of 2008 and August 2012.

Most countries recorded between 11 and 50 convictions in any of the years considered (2014-2017). The United States of America and Mexico recorded more than 50 convictions per year.

The North American countries record an average conviction rate above the Asian, African, and South American

FIG. 118 Subregions by their average trafficking in persons' conviction rates (horizontal axis) and victims' detection rate (vertical axis), in 2016 (or most recent)



Source: UNODC elaboration of national data.

rates. However, the conviction rate is lower compared to European standards. Countries in Central America tend to detect high numbers of victims per 100,000 people, higher than all other regions of the world. High values are also recorded in North America.

Such high numbers may reflect, for instance, better capacity by national institutions to identify victims, or lower thresholds to define someone as 'a victim of trafficking in persons'. The United States, for instance, reports and assists not only confirmed, but also 'potential' victims of trafficking.

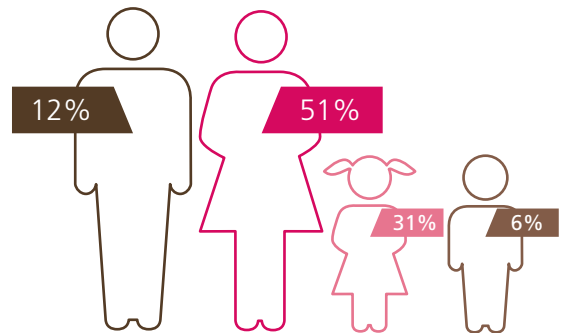
## SOUTH AMERICA<sup>18</sup>

### Profile of the victims

In this subregion, the vast majority of the detected victims of trafficking are females, making up more than 80 per cent of the total in 2016. While women comprise a slim overall majority of the detected victims (51 per cent), there is also a significant share of detected child victims (37 per cent). Girls are detected far more frequently than boys. The Andean countries report particularly large shares of child trafficking. In the Plurinational State of Bolivia and Peru, more child victims were detected than adults. In Ecuador, children account for just under half of the detected trafficking victims.

<sup>18</sup> This subregion includes Argentina, Bolivia (Plurinational State of), Brazil, Chile, Colombia, Ecuador, Guyana, Paraguay, Peru, Uruguay and Venezuela (Bolivarian Republic of).

FIG. 119 Share of detected victims of trafficking in South America, by age group and sex, 2016



Source: UNODC elaboration of national data.

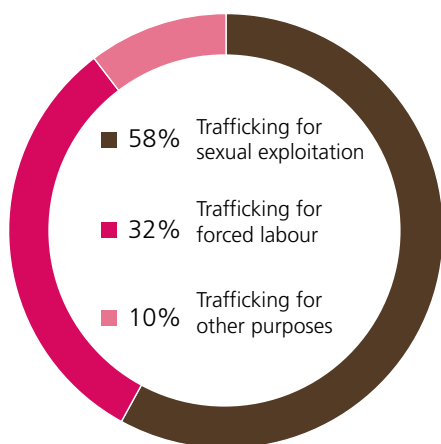
\*Based on data on sex and age of 2,949 victims detected in nine countries in South America.

Countries in the Southern Cone of South America, including Argentina, Chile, and Uruguay report large shares of women among the detected victims (above 60 per cent). The same is true for Colombia and the Bolivarian Republic of Venezuela, where women represent the vast majority of detected victims. Compared to the 2012-2014 reporting period, the profiles of victims detected in South America appear to be stable.

### Forms of exploitation

In line with results from the last reporting period, the majority of detected victims in South America were trafficked for sexual exploitation. In 2016, these victims accounted for around 58 per cent of the total.

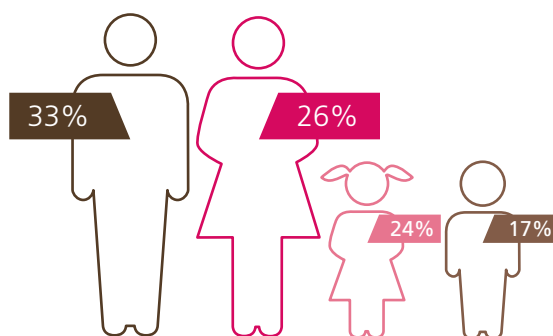
FIG. 120 Share of detected victims of trafficking in South America\*, by forms of exploitation, 2016 (or most recent)



Source: UNODC elaboration of national data.

\*Based on data on forms of exploitation of 1,796 victims detected in 9 countries in South America.

FIG. 121 Share of detected victims of trafficking for forced labour in South America, by sex and age, 2016 (or most recent)



Source: UNODC elaboration of national data.

Data from eight countries reporting this information in the subregion show that the overwhelming majority (96 per cent) of victims trafficked for sexual exploitation were females, with more women than girls.

The second most commonly reported form was trafficking for the purpose of forced labour. This form affected all groups of victims – women, men, girls and boys - in broadly similar numbers. Argentina and Paraguay reported particularly large shares of victims who had been trafficked for this purpose (about 50 per cent in both countries), with the Plurinational State of Bolivia and Peru reporting that about 30 per cent of the victims detected had been trafficked for forced labour.

Data from eight countries reporting this information in this subregion show that, compared to other subregions,

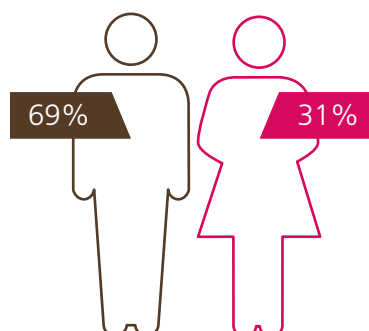
the share of female victims who were trafficked for forced labour in 2016 was large. About half of the detected victims of this form for trafficking were females, near-equally split between women and girls.

The ‘other’ forms of exploitation detected in this subregion include illegal adoption and forced begging. In particular, the Plurinational State of Bolivia reported about 170 detected victims of trafficking for the purpose of illegal adoption between 2014 and 2017.

### Profile of the offenders<sup>19</sup>

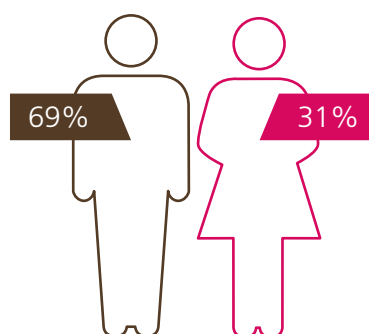
Most trafficking offenders in South America continue to be men. Around two thirds of those investigated or arrested, prosecuted or convicted of trafficking in 2016 were men, with only minor variations across the different stages of the criminal justice process.

FIG. 122 Share of persons investigated or arrested for trafficking in persons in South America, by sex, 2016 (or most recent)  
5 countries (n=1,255)



Source: UNODC elaboration of national data.

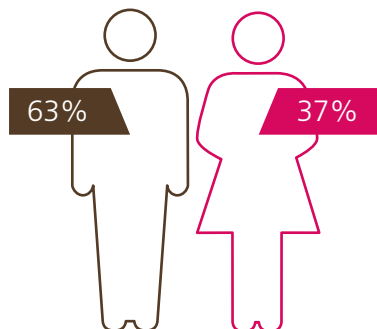
FIG. 123 Share of persons prosecuted for trafficking in persons in South America, by sex, 2016 (or most recent)  
7 countries (n=611)



Source: UNODC elaboration of national data.

<sup>19</sup> Investigations: 1,255 persons investigated in five countries; prosecutions: 611 persons prosecuted in seven countries; convictions: 150 persons convicted in seven countries.

**FIG. 124** Share of persons convicted of trafficking in persons in South America, by sex, 2016 (or most recent)  
7 countries (n=150)



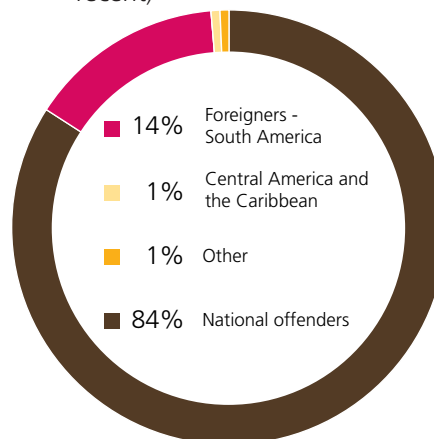
Source: UNODC elaboration of national data.

Overall, Argentina reported the highest numbers of prosecution and convictions as well as the largest shares of females among those prosecuted and convicted. Paraguay reported having convicted more females than males of trafficking.

Data on the citizenships of convicted trafficking offenders show that most are citizens of the country where they were convicted.

More than 80 per cent of those convicted in the first court instance in seven South American countries were citizens of the countries of conviction, while 16 per cent were foreigners, mainly from other countries within the subregion.

**FIG. 125** Share of persons convicted of trafficking in persons in South America, by area of citizenship, 2016 (or most recent)

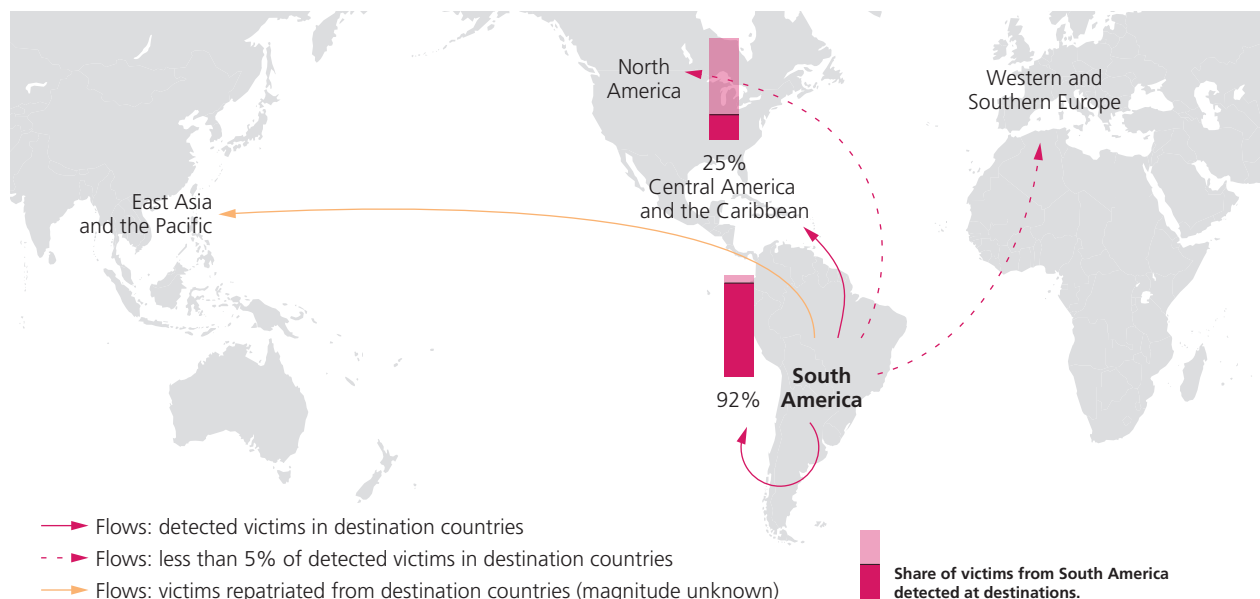


Source: UNODC elaboration of national data.

### Trafficking flows affecting South America

During the period between 2014 and 2017, victims from South America were detected in or repatriated from different countries, mainly in other countries in South America, but also countries in Central America and the Caribbean. Victims from the northern part of the continent, such as Colombia and the Bolivarian Republic of Venezuela, were detected in countries in Central America and the Caribbean of relative geographical proximity, such

**MAP 17** Destination for trafficking flows from South America, 2016 (or most recent)

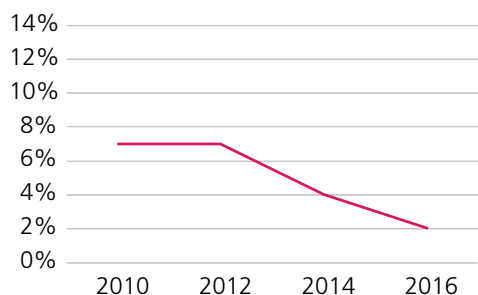


Source: UNODC elaboration of national data.

Note: The boundaries and names shown and the designations used on this map do not imply official endorsement or acceptance by the United Nations.



**FIG. 126** Trend in the share of the victims detected in Western and Southern Europe who are citizens of South American countries, 2010-2016



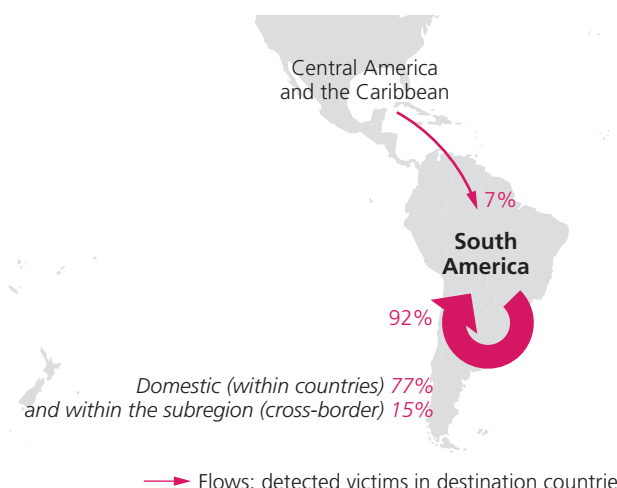
Source: UNODC elaboration of national data.

as Panama and the Dominican Republic. Some trafficking flows from South America are also directed to other regions of the world, such as to Western and Southern Europe. These flows are, however, less significant than in past years.

About two per cent of the victims detected in North America come from countries in South America. Victims from this subregion are also detected in or repatriated from East Asia.

South America is also a destination for cross-border trafficking flows within the subregion. However, within the region there is not a clear pattern of origin and destination countries. For example, victims from Paraguay and the Plurinational State of Bolivia are detected in Argentina, while victims from Colombia are detected in Ecuador.

**MAP 18** Origins of trafficking victims detected in South America, by subregion, 2016 (or most recent)



Source: UNODC elaboration of national data.  
 Note: The boundaries and names shown and the designations used on this map do not imply official endorsement or acceptance by the United Nations.

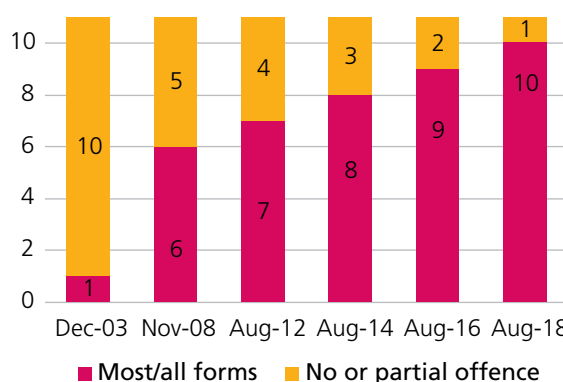
Brazil and Chile are also destinations for victims from Bolivia and Peru, among other origins, and Peru is a destination for victims trafficked from neighbouring countries.

As a consequence, the trafficking flows within South America seem rather complex, but they are also limited in terms of geographical reach, as most are limited to a nearby country. One exception seems to be the trafficking flows originating from the Caribbean, which are mainly, though not exclusively, directed to the countries of the Southern Cone.

### Criminalizing trafficking in persons

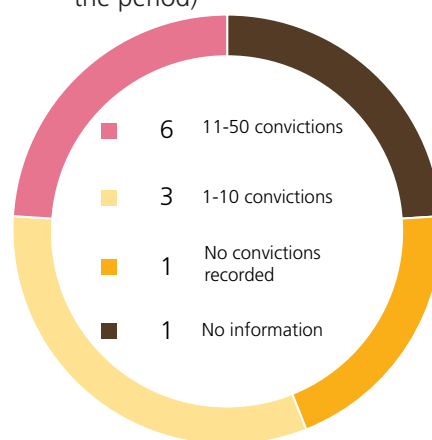
Most South American countries have a specific offence of trafficking in persons following the UN Trafficking in Persons Protocol definition. Many countries introduced

**FIG. 127** Trend in the number of countries in South America introducing a specific offence on trafficking in persons, December 2003-August 2018



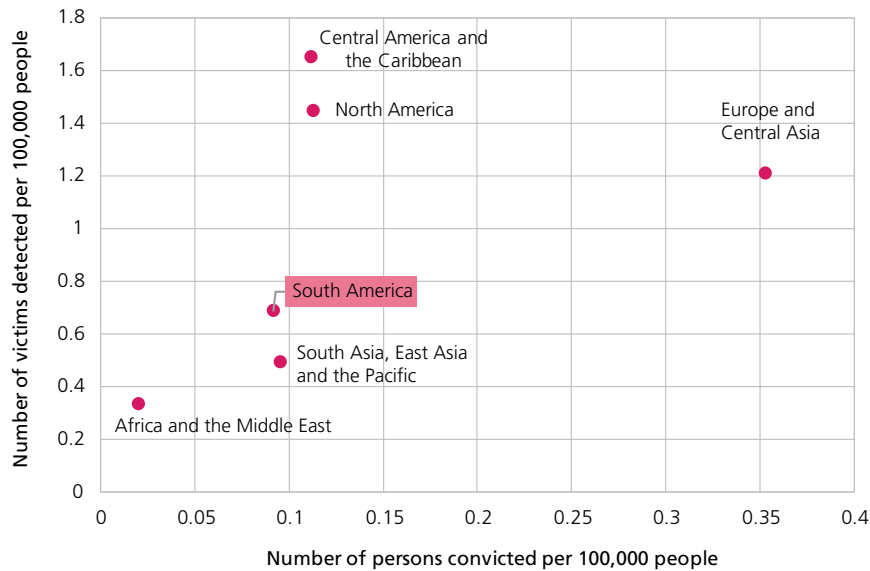
Source: UNODC elaboration of national data.

**FIG. 128** Number of countries in South America, by number of trafficking convictions, 2014-2017 (one year within the period)



Source: UNODC elaboration of national data.

FIG. 129 Subregions by their average trafficking in persons' conviction rates (horizontal axis) and victims' detection rate (vertical axis), in 2016 (or most recent)



Source: UNODC elaboration of national data.

legislation on trafficking in persons between 2004 and the end of 2008. More countries followed over the last ten years.

Most countries recorded between 11 and 50 convictions in at least one of the year considered (2014-2017). Not a single country among those where the criminal justice response was assessed in South America recorded more than 50 convictions.

In some other countries no convictions were recorded or no information was available.

When the number of convictions is considered in relation with the size of the population, South American countries register conviction rates similar to the Asian average, and less than North and Central American countries or Europe. In addition, compared to the rest of the American continent, South American countries detect less victims per 100,000 people.

## SUB-SAHARAN AFRICA<sup>20</sup>


### Profile of the victims

Most of the detected trafficking victims in sub-Saharan Africa continue to be children. More than 50 per cent of

••

<sup>20</sup> This subregion includes 30 countries, which for analytical purposes can be divided into three areas, namely West Africa (Benin, Burkina Faso, Cameroon, Central African Republic, Côte d'Ivoire, Ghana, Guinea, Guinea-Bissau, Liberia, Mali, Niger, Nigeria, Senegal, Sierra Leone), East Africa (Djibouti, Kenya, Mauritius, Rwanda, Uganda and United Republic of Tanzania) and Southern Africa (Angola, Botswana, Democratic Republic of the Congo, Lesotho, Madagascar, Malawi, Mozambique, Namibia, South Africa, Zambia).

FIG. 130 Share of detected victims of trafficking in sub-Saharan Africa, by age group and sex, 2016 (or most recent)



Source: UNODC elaboration of national data.

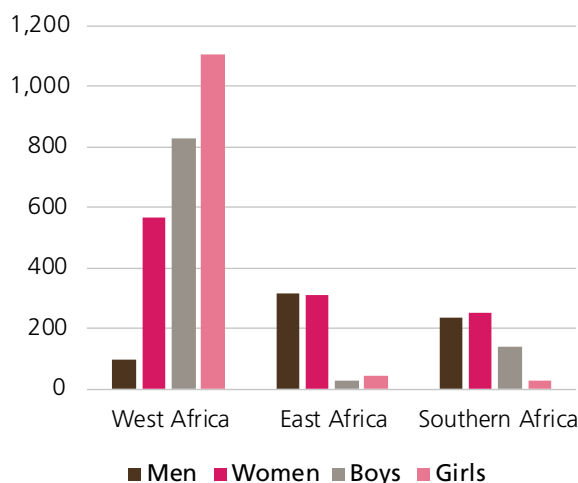
\*Based on data on sex and age of 2,863 victims detected in 26 countries in sub-Saharan Africa.

the victims detected in 2016 were children, in near equal shares of boys and girls.

However, analysing the data by geographical areas shows that child trafficking is far more commonly detected in West Africa than in the rest of sub-Saharan Africa. East African countries detect larger shares of adults, nearly equally split between men and women. On the other hand, countries in Southern Africa tend to detect more women, as well as men and boys in similar numbers. Girls are rarely detected in East and Southern Africa, whereas in West Africa, they are the most frequently detected victim profile.

Countries in West Africa tend to detect far more victims than other countries in sub-Saharan Africa. As a conse-

**FIG. 131** Numbers of detected victims of trafficking in sub-Saharan Africa, by age group, sex and subregion, 2016 (or most recent)



Source: UNODC elaboration of national data.

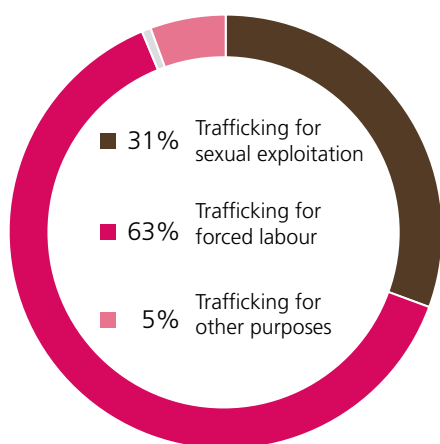
\* Based on data on sex and age on victims detected in 13 countries in West Africa, 6 countries in East Africa, 7 countries in Southern Africa.

quence, regional analyses regarding the profiles of victims largely reflect data from this subregion.

### Forms of exploitation

Most of the victims detected in sub-Saharan Africa in 2016 were trafficked for forced labour (63 per cent). Trafficking for sexual exploitation accounted for less than one third of the detected victims. This is similar to findings from previous years. In spite of differing capacities to detect, record, and report victims, the proportions of the

**FIG. 132** Share of detected victims of trafficking in sub-Saharan Africa, by forms of exploitation, 2016 (or most recent)



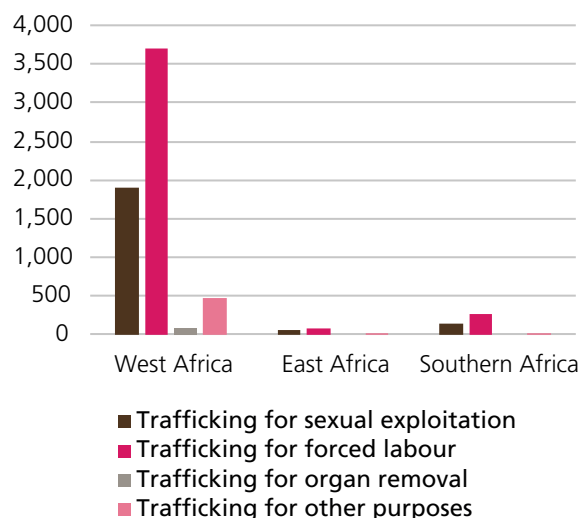
Source: UNODC elaboration of national data.

\*Based on data on forms of exploitation of 3,521 victims detected in 22 countries in Sub-Sahara Africa.

different forms of exploitation remain largely the same in West, East and Southern Africa, with a predominance of victims of trafficking for forced labour.

Only four countries, two in West Africa and two in East Africa, reported age and sex-disaggregated data on victims by forms of trafficking. These countries all reported large shares of victims of trafficking for the purpose of forced labour. Most of these victims were females, especially girls. Nigeria reported a particularly large number of girl victims, whereas Kenya reported many victims who were men. The second largest group of victims was trafficked for the purpose of sexual exploitation, predominantly women.

**FIG. 133** Number of detected victims of trafficking in sub-Saharan Africa, by forms of exploitation and subregion, 2016 (or most recent)



Source: UNODC elaboration of national data.

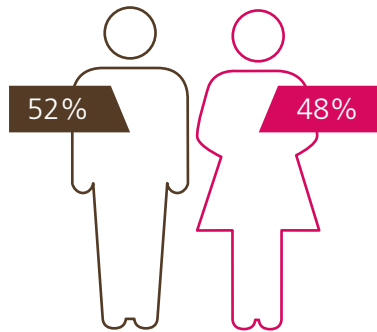
### Profile of the offenders<sup>21</sup>

In line with the global pattern, most traffickers are male, but compared to other regions, larger shares of female offenders continue to be reported in sub-Saharan Africa. Most countries reported more male offenders than females. However, Mauritius reported that more females than males were prosecuted. In Côte d’Ivoire, nearly half of all those convicted of trafficking were females. Meanwhile in Kenya and South Africa, equal shares of males and females were convicted.

Data on the citizenships of the persons convicted of trafficking show that most are citizens of the country where

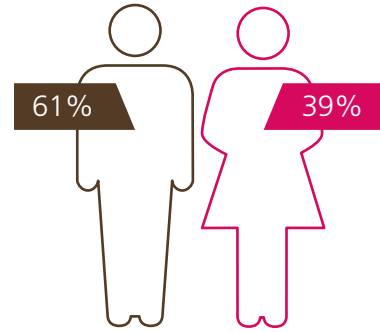
21 Investigations: 743 persons investigated in 10 countries; prosecutions: 183 persons prosecuted in eight countries; convictions: 70 persons convicted in seven countries.

**FIG. 134** Share of persons investigated or arrested for trafficking in persons in sub-Saharan Africa, by sex, 2016 (or most recent)  
10 countries (n=743)



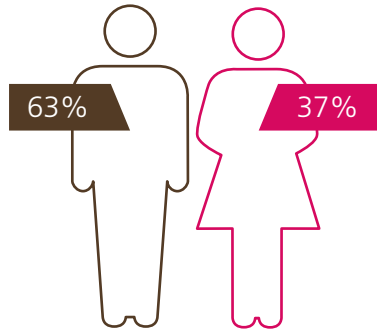
Source: UNODC elaboration of national data.

**FIG. 135** Share of persons prosecuted for trafficking in persons in sub-Saharan Africa, by sex, 2016 (or most recent)  
8 countries (n=183)



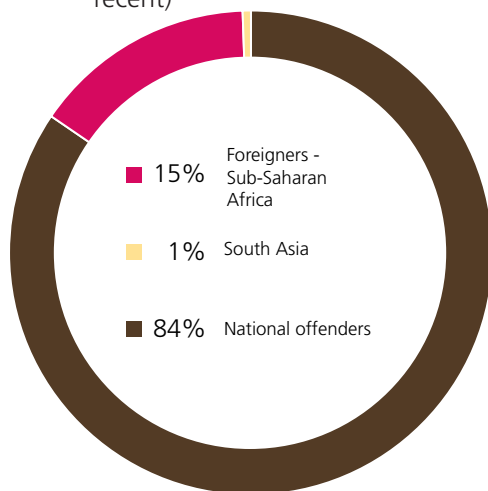
Source: UNODC elaboration of national data.

**FIG. 136** Share of persons convicted of trafficking in persons in sub-Saharan Africa, by sex, 2016 (or most recent)  
7 countries (n=70)



Source: UNODC elaboration of national data.

**FIG. 137** Share of persons convicted of trafficking in persons in sub-Saharan Africa, by area of citizenship, 2016 (or most recent)



Source: UNODC elaboration of national data.

they were convicted. For the more than 180 people who were convicted in 13 different countries in sub-Saharan Africa in 2016, 84 per cent were citizens of these countries, while 16 per cent were foreigners. The foreign traffickers were mainly citizens of other countries in the subregion.

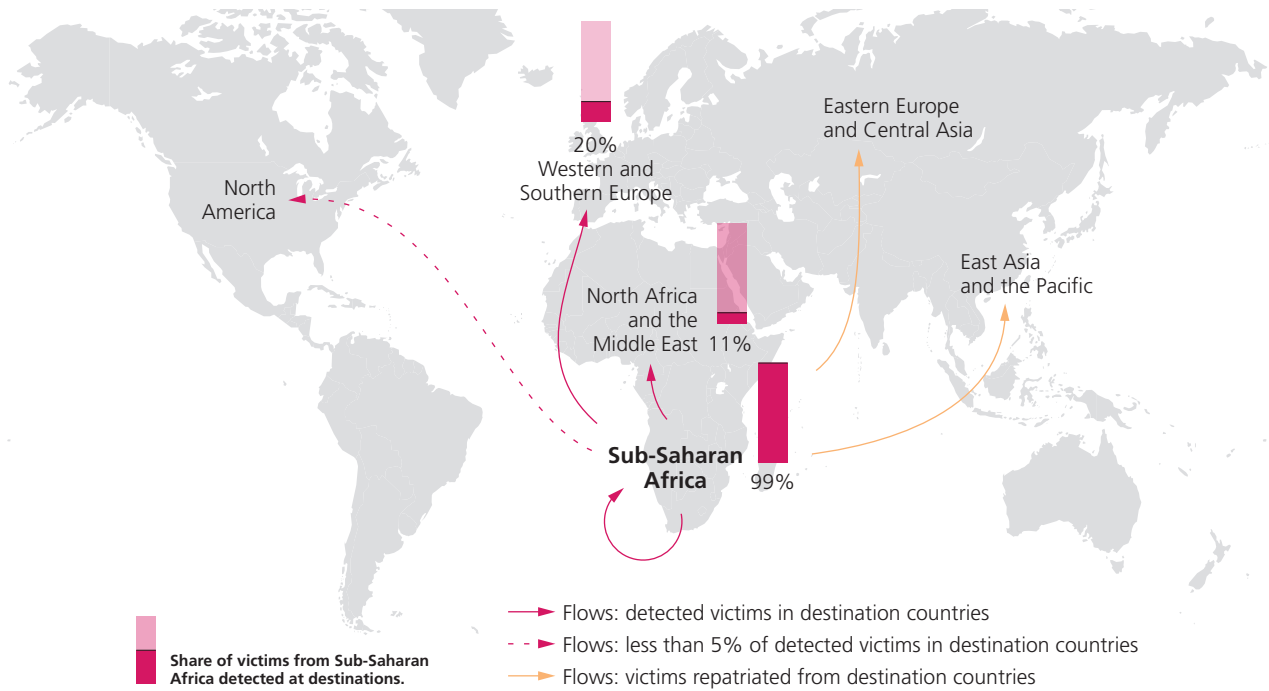
### Trafficking flows affecting sub-Saharan Africa

During the reporting period, victims from sub-Saharan Africa were detected in, or repatriated from more than 60 countries within and outside of Africa. This makes sub-Saharan Africa a relevant origin for detected cases of trafficking in persons globally. Victims from West Africa are frequently detected in Western and Southern Europe, comprising some 15 per cent of the victims detected there. Countries in North Africa also report detecting victims from West Africa. In the Middle East, the countries of the Gulf Cooperation Council detect victims from both West and East Africa. A less intense flow is directed from sub-Saharan Africa to North America, and repatriation data reveals trafficking flows from different parts of Africa towards East Asia and Eastern Europe.

The relevance of these trafficking flows seems to have remained relatively constant since 2010, with some variations according to destination. Detections of victims from sub-Saharan Africa in North Africa and the Middle East have decreased since 2010, while there were increases reported in countries in Western and Southern Europe in 2016.

Most of the victims detected in sub-Saharan Africa are citizens of sub-Saharan African countries.

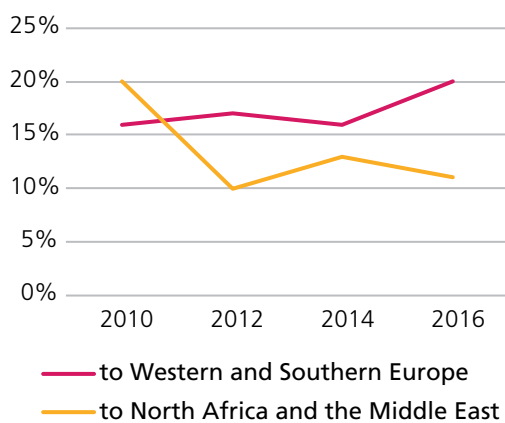
**MAP 19** Destinations for trafficking flows from sub-Saharan Africa, 2016 (or most recent)



Source: UNODC elaboration of national data.

Note: The boundaries and names shown and the designations used on this map do not imply official endorsement or acceptance by the United Nations.

**FIG. 138** Shares of victims from countries in sub-Saharan Africa detected in Western and Southern Europe and in North Africa and the Middle East, 2010-2016



Source: UNODC elaboration of national data.

Moreover, victims are normally trafficked within the same geographical area. West African countries mainly detect West African victims, trafficked either domestically or from neighbouring countries. Trafficking flows in West Africa appear to criss-cross the area; there are no specific origin or destination countries that dominate detections.

The pattern in East Africa is similar: countries mainly report victims of domestic trafficking or victims trafficked from neighbouring countries. East African countries also detect trafficking victims from neighbouring countries in Southern Africa. In Southern Africa, in addition to victims trafficked domestically and from neighbouring countries, victims from East Asia and South Asia are also detected.

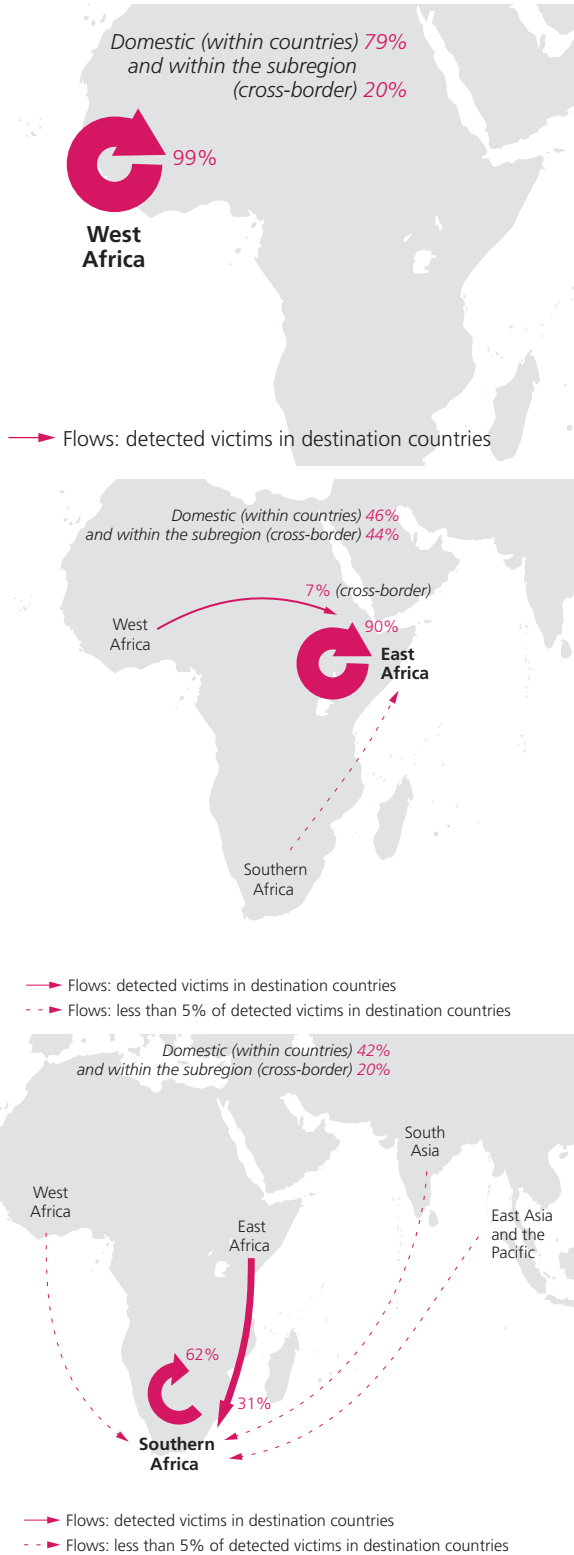
### Criminalizing trafficking in persons

Among the countries assessed, five countries in sub-Saharan Africa continue to have legislation that criminalizes trafficking in persons only regarding child victims, while two countries have no specific offence addressing this crime. Most of the countries introduced a specific offence in line with the UN Trafficking in Persons Protocol definition after 2009.

Not a single country among those where the criminal justice response was assessed recorded more than 50 convictions in any of the years considered (2014-2017). Most countries recorded some convictions. In some other countries, no convictions were recorded or no information was available.

These countries recorded by far the lowest conviction rates compared to other regions of the world. At the same time, countries in sub-Saharan Africa also record very few vic-

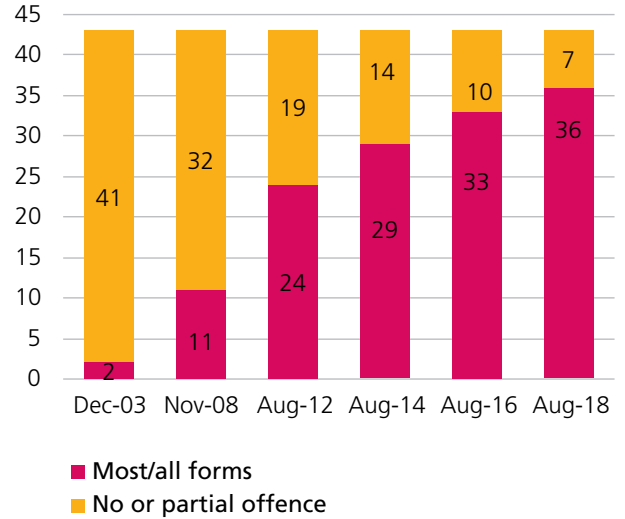
**MAP 20** Origins of trafficking victims detected in sub-Saharan Africa, by subregion, 2016 (or most recent)



Source: UNODC elaboration of national data.

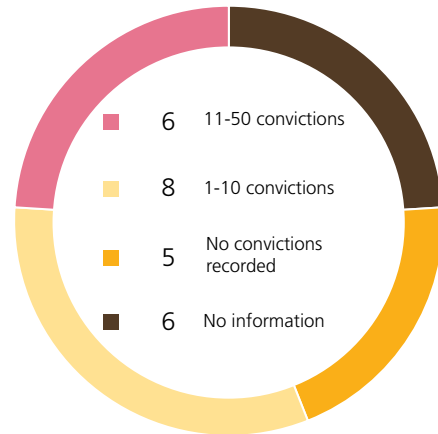
Note: The boundaries and names shown and the designations used on this map do not imply official endorsement or acceptance by the United Nations.

**FIG. 139** Trend in the number of countries in sub-Saharan Africa introducing a specific offence on trafficking in persons, December 2003-August 2018



Source: UNODC elaboration of national data.

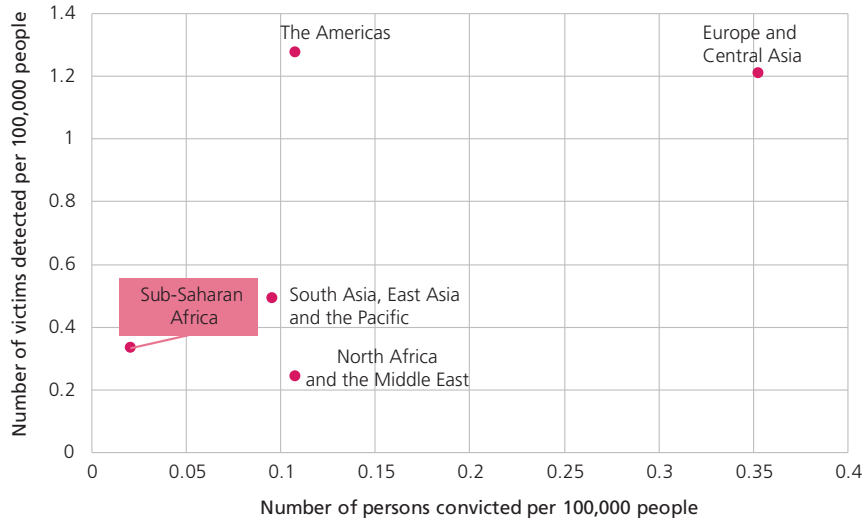
**FIG. 140** Number of countries in sub-Saharan Africa, by number of trafficking convictions, 2014-2017 (one year within the period)



Source: UNODC elaboration of national data.

tims per 100,000 people. The limited number of convictions vis-à-vis the variety of destinations and the number of victims originating from these countries show their limited capacity to detect trafficking cases.

**FIG. 141** Subregions by their average trafficking in persons' conviction rates (horizontal axis) and victims' detection rate (vertical axis), in 2016 (or most recent)



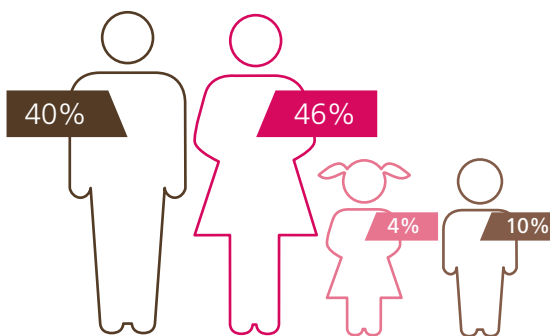
Source: UNODC elaboration of national data.

## NORTH AFRICA AND THE MIDDLE EAST<sup>22</sup>

### Profile of the victims

In this region, adults comprised the vast majority (86 per cent) of the detected victims in 2016, with slightly more women than men. Relatively few child victims were detected, and contrary to what is reported in many other regions, in this region, boys outnumber girls by some distance. The majority of child victims were detected in North Africa, whereas in the Middle East, including the

**FIG. 142** Share of detected victims of trafficking in North Africa and the Middle East, by age group and sex, 2016 (or most recent)



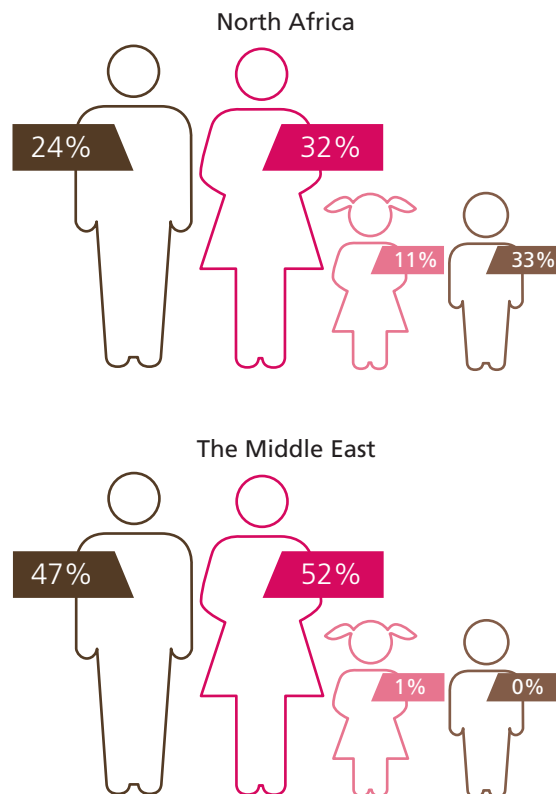
Source: UNODC elaboration of national data.

<sup>\*</sup>Based on data on sex and age of 566 victims detected in 11 countries in North Africa and the Middle East.

••

<sup>22</sup> This subregion includes 13 countries and comprises North Africa (Algeria, Egypt, Morocco, Sudan and Tunisia) and the countries in the Middle East (Bahrain, Israel, Jordan, Kuwait, Lebanon, Oman, Syrian Arab Republic, United Arab Emirates).

**FIG. 143** Share of detected victims of trafficking in North Africa\* and in the Middle East\*\*, by age group and sex, 2016 (or most recent)



Source: UNODC elaboration of national data.

<sup>\*\*</sup> Based on data on sex and age of 144 victims detected in four countries in North Africa.

<sup>\*\*</sup> Based on data on sex and age of 422 victims detected in seven countries in the Middle East.

FIG. 144 Share of detected victims of trafficking in North Africa and the Middle East, by forms of exploitation, 2016 (or most recent)



Source: UNODC elaboration of national data.  
 \*Based on data on forms of exploitation of 402 victims detected in 10 countries in North Africa and the Middle East

countries of the Gulf Cooperation Council, almost all the detected victims were adults.

### Forms of exploitation

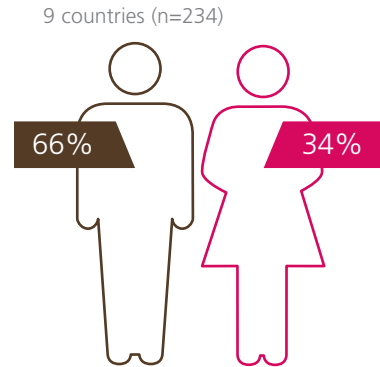
During the reporting period of 2014-2016, trafficking for the purpose of forced labour was more commonly detected than trafficking for sexual exploitation in this subregion. More than half of the detected victims had been trafficked for forced labour, 36 per cent for sexual exploitation, and some 9 per cent for 'other' forms of exploitation. The detected types of exploitation differ significantly, however, in the different areas. In North Africa, more victims are trafficked for forced begging, for sexual exploitation, and for organ removal. In the countries of the Gulf Cooperation Council, two thirds of the victims are trafficked for forced labour, with the rest trafficked for sexual exploitation. In the other parts of the Middle East, sexual exploitation and forced labour are detected in near-equal proportions.

Based on information from five countries in the subregion, females comprise most of the victims trafficked for sexual exploitation, and some one third of the victims trafficked for forced labour. Compared to other regions, North Africa and the Middle East reported the largest number of victims trafficked for the purpose of organ removal. Most of these victims were men, and to lesser extent, women.

### Profile of the offenders

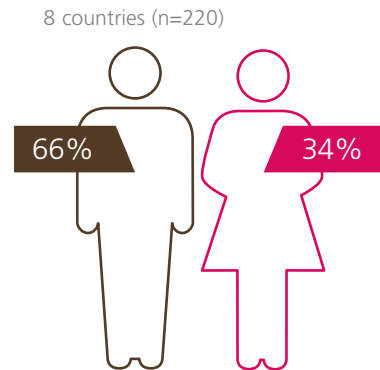
In North Africa and the Middle East, a large majority of the traffickers are men. Data on the sex of persons prosecuted for trafficking were available for eight countries in

FIG. 145 Share of persons investigated or arrested for trafficking in persons in North Africa and the Middle East, by sex, 2016 (or most recent)



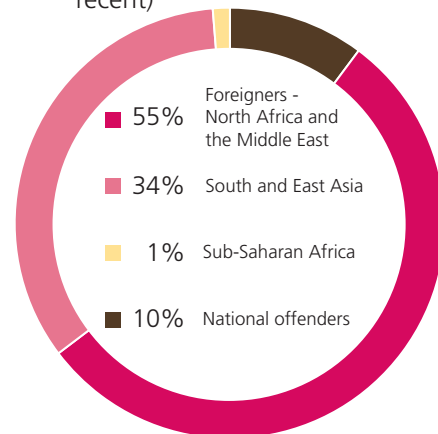
Source: UNODC elaboration of national data.

FIG. 146 Share of persons prosecuted for trafficking in persons in North Africa and the Middle East, by sex, 2016 (or most recent)



Source: UNODC elaboration of national data.

FIG. 147 Share of traffickers convicted in North Africa and the Middle East, by area of citizenship, 2016 (or most recent)



Source: UNODC elaboration of national data.

the subregion, covering some 220 persons prosecuted in 2016. Two thirds (66 per cent) were men. The sex profiles



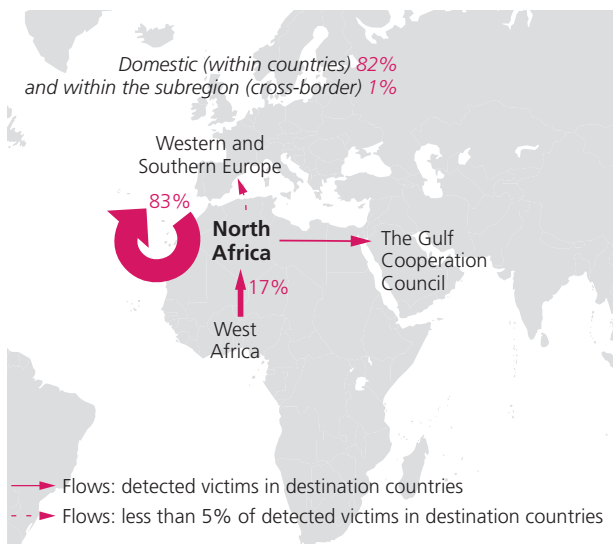
of persons convicted were only available for Kuwait, Oman, and the United Arab Emirates, where the majority of trafficking offenders were men.

As for the citizenship profiles of the traffickers, the data show that the vast majority of those convicted of trafficking in this subregion are foreigners (90 per cent). Compared to the other areas, this is the largest share of foreign traffickers convicted. Most of the offenders are citizens of other countries in North Africa and the Middle East, or from Asian countries (including Central Asia).

### Trafficking flows affecting North Africa and the Middle East

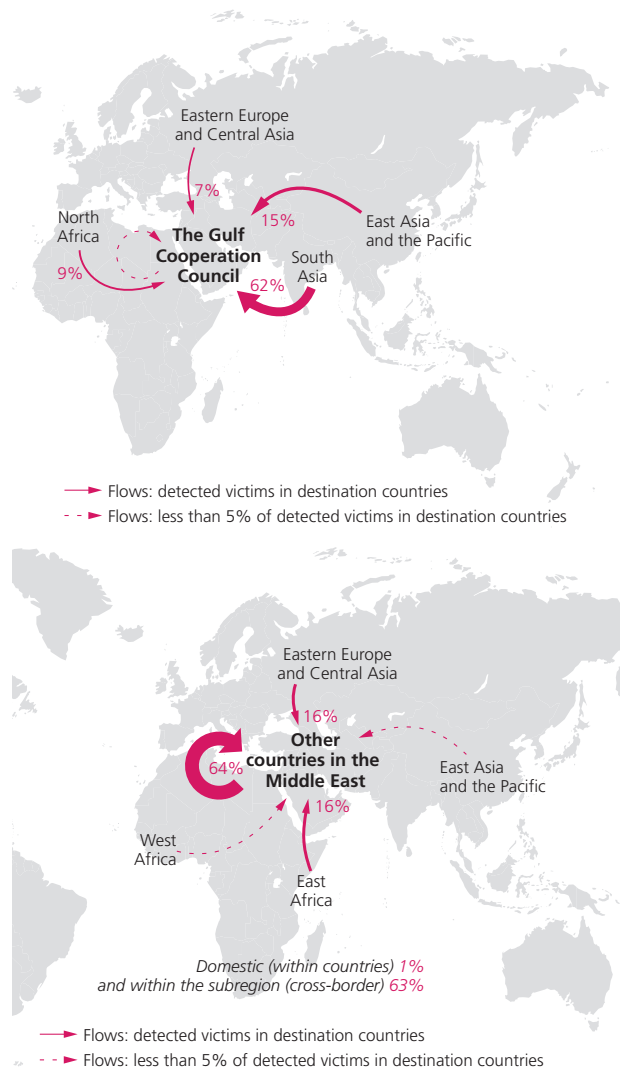
In line with the results for the profiles of the victims and the forms of exploitation, the two areas that comprise this subregion are also dissimilar in terms of trafficking flows. North African countries mainly detect domestic trafficking. More than 8 in 10 victims detected in North Africa in 2016 were trafficked domestically. Victims from North Africa are, to some extent, also trafficked to the richer parts of the Middle East and to Western and Southern Europe. Furthermore, West African countries are reporting own citizens trafficked and repatriated from North African countries; especially, but not only, from Libya. In this context, there is a relation between the trafficking flows and the migrant smuggling flows towards North Africa (and Southern Europe).

**MAP 21** Origins and destinations for trafficking victims detected in North Africa and from North Africa, 2016 (or most recent)



Source: UNODC elaboration of national data.  
 Note: The boundaries and names shown and the designations used on this map do not imply official endorsement or acceptance by the United Nations.

**MAP 22** Origins of trafficking victims detected in the Middle East, 2016 (or most recent)



Source: UNODC elaboration of national data.  
 Note: The boundaries and names shown and the designations used on this map do not imply official endorsement or acceptance by the United Nations.

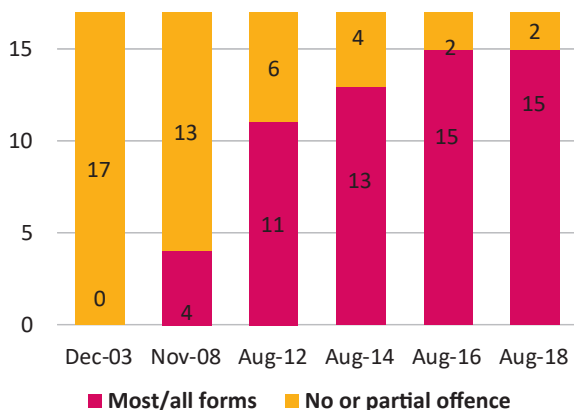
Countries in the Gulf Cooperation Council of the Middle East rarely report victims of domestic trafficking. This part of the world is near-exclusively a destination for trafficking victims from other regions: mainly from South Asia, but also from East Asia, Eastern Europe, and North Africa.

In the rest of the Middle East, the most frequently detected victims are Syrians and citizens of other countries in the subregion. Victims from Eastern Europe and Africa are also detected in these countries, however. As an origin of trafficking flows, countries in Western and Southern Europe have reported victims from the Middle East – again mainly Syrians – during the reporting period.

### Criminalizing trafficking in persons

Most of the countries in North Africa and the Middle East introduced an offence criminalizing trafficking in persons after the year 2009. As of August 2018, among the 17 countries assessed, only Libya and Yemen do not have legislation criminalizing trafficking in persons.

FIG. 148 Trend in the number of of countries in North Africa and the Middle East introducing a specific offence on trafficking in persons, December 2003-August 2018



Source: UNODC elaboration of national data.

The number of convictions recorded in this subregion are generally low. Only one country, the United Arab Emirates, recorded more than 50 convictions in at least one year during the period 2014-2017.

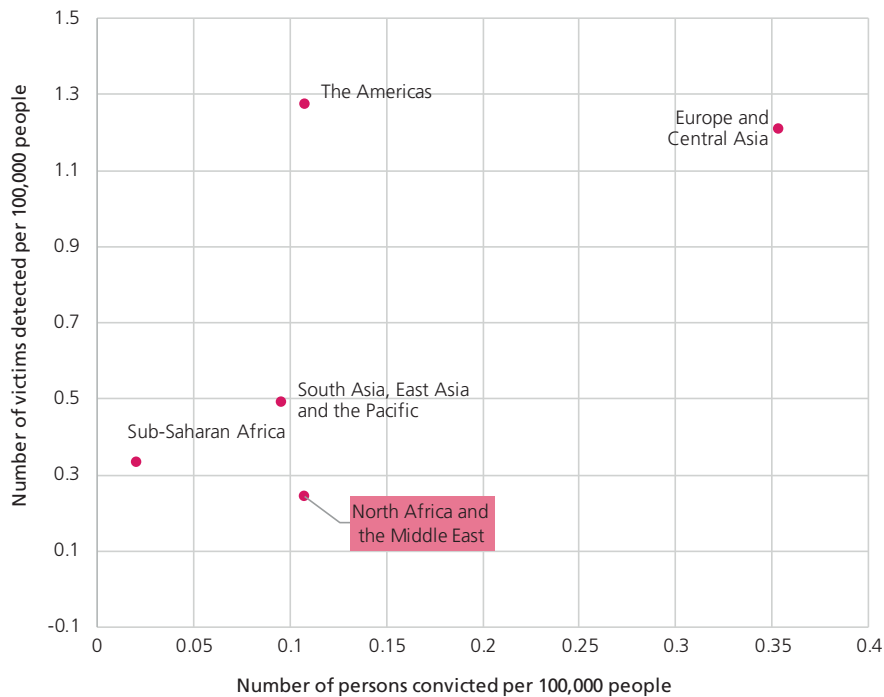
The average number of convictions per 100,000 persons is at the level of North American convictions rates. The number of victims detected per 100,000 persons is, however, the lowest recorded.

FIG. 149 Number of countries in North Africa and the Middle East, by number of trafficking convictions, 2014-2017 (one year within the period)



Source: UNODC elaboration of national data.

FIG. 150 Subregions by their average trafficking in persons' conviction rates (horizontal axis) and victims' detection rate (vertical axis), in 2016 (or most recent)



Source: UNODC elaboration of national data.